



Essential Products
for any Installation

essentials™

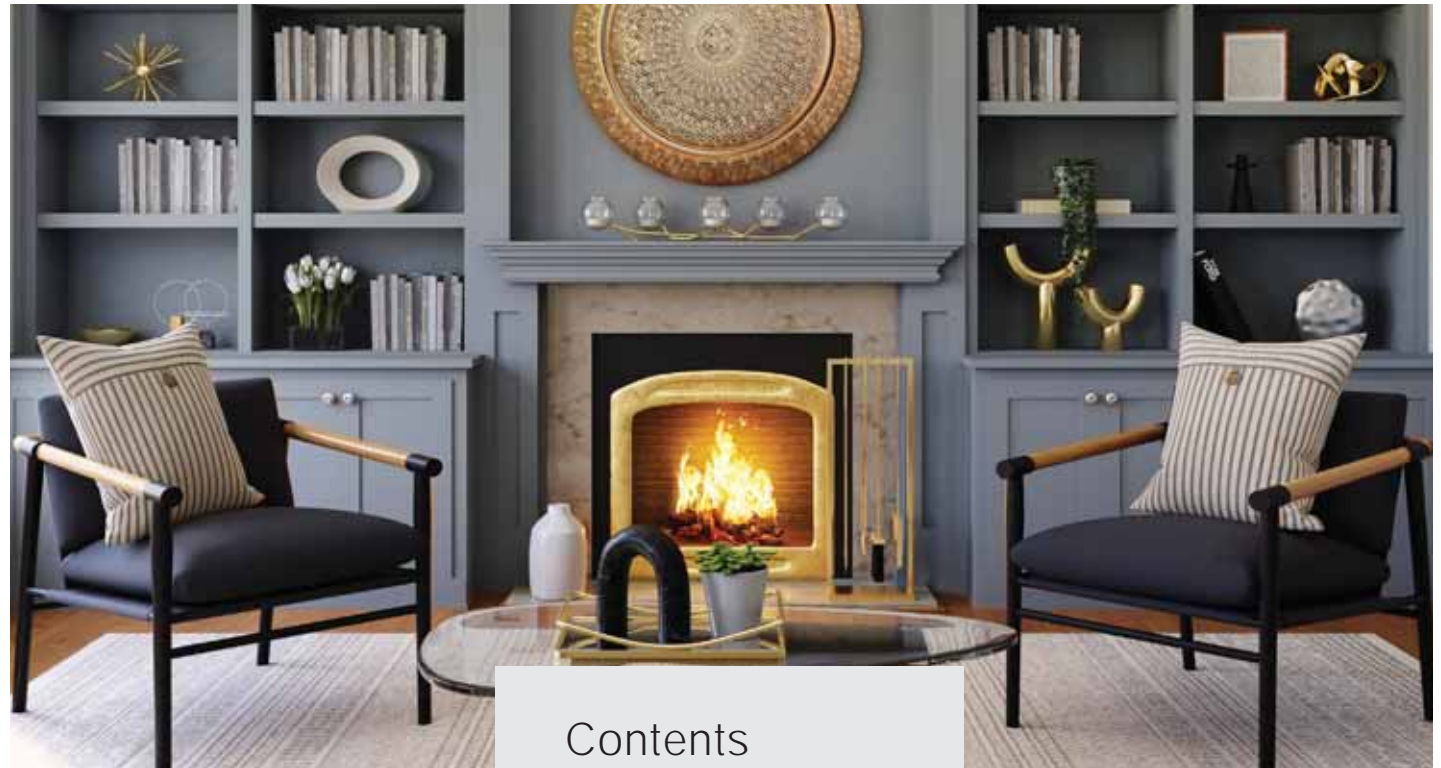
essentials™

The Essentials™ product group is just that – ESSENTIAL

In addition to the long established Click® brand of moulded electrical accessory products we have developed and introduced additional accessory ranges, namely Polar™, Curva® & Mode®, as well as decorative metal ranges.

Whilst each of these ranges are unique in their own right, the plate accessory is only part of the complete wiring solution. Hence our range of Essentials™ illustrated herein.

The Essentials™ group of products comprises those items that you will find in a wide variety of installations. Products such as junction boxes, flush mounted switch and socket boxes.



Contents

Galvanised Steel Boxes	N4
Dry Lining Boxes	N7
IP66 Weatherproof Accessories	N12
Metal Clad Accessories	N20
Red Accessories	N34
Floor Accessories	N36
Ceiling Accessories	N37
Adaptors & Extension Sockets	N41
Junction & Link Boxes	N42
Socket & Blank Plates	N44
Fused Main Switch	N45
Rewireable Plug Tops	N46
Plug Top Fuses	N47



N4



WA092



Galvanised Steel Back Boxes

WA092 1 Gang 16mm Deep Galvanised Steel K.O. Box

WA093 1 Gang 25mm Deep Galvanised Steel K.O. Box

WA094 2 Gang 25mm Deep Galvanised Steel K.O. Box

WA095 1 Gang 35mm Deep Galvanised Steel K.O. Box

WA096 2 Gang 35mm Deep Galvanised Steel K.O. Box

WA097 1 Gang 47mm Deep Galvanised Steel K.O. Box

WA098 2 Gang 47mm Deep Galvanised Steel K.O. Box

Standards: BS 4662
 Dimensions (mm): 092: 70 (W) x 70 (H) x 16 (D) 093: 70 (W) x 70 (H) x 25 (D) 094: 135 (W) x 70 (H) x 25 (D)
 095: 70 (W) x 70 (H) x 35 (D) 096: 135 (W) x 70 (H) x 35 (D) 097: 70 (W) x 70 (H) x 47 (D) 098: 135 (W) x 70 (H) x 47 (D)

N5



WA671

WA672

WA571

WA572



WA099 | WA370

WA102 | WA375

Galvanised Steel Back Boxes

WA099 1 + 1 35mm Deep Dual Accessory Box

WA102 1 + 2 35mm Deep Dual Accessory Box

WA370 1 + 1 35mm Deep Dual Accessory Box (Deco® Range Only)

WA375 1 + 2 35mm Deep Dual Accessory Box (Deco® Range Only)

WA671 1 Gang 25mm Deep Architrave Box With 60.3mm Hole Centres

WA672 2 Gang 25mm Deep Architrave Box With 120.6mm Hole Centres

WA571 1 Gang 25mm Deep Architrave Galvanised Steel K.O. Box (Deco® Range Only)

WA572 2 Gang 25mm Deep Architrave Galvanised Steel K.O. Box (Deco® Range Only)

Standards: BS 4662 (excluding 571 572)
 Cutout sizes (mm): 099: 158 x 74 102: 220 x 74 370: 168 x 74 375: 228 x 74
 571: 87 x 34 x 25 572: 148 x 34 x 25 671: 73 x 30 x 25 672: 135 x 30 x 25
 Dimensions (mm): 099: 158 (W) x 74 (H) x 35 (D) 102: 220 (W) x 74 (H) x 35 (D) 370: 168 (W) x 74 (H) x 35 (D) 375: 228 (W) x 74 (H) x 35 (D)
 571: 34 (W) x 87 (H) x 25 (D) 572: 34 (W) x 148 (H) x 25 (D) 671: 30 (W) x 73 (H) x 25 (D) 672: 30 (W) x 135 (H) x 25 (D)



Galvanised Steel Back Boxes

- WA512 2 Tier 47mm Deep K.O. Box
- WA518 3 Tier 47mm Deep K.O. Box

GridPro® Flush Mounted Back Boxes

- WA20518 18 Gang GridPro® Flush Mounted Back Box - 56mm Deep
- WA20524 24 Gang GridPro® Flush Mounted Back Box - 56mm Deep

Galvanised steel back boxes supplied for flush mounting of the large MiniGrid® plates. Mounting Yoke facilitates pre-assembly of required modules. Fitted with twin earth terminals.

Standards: BS 4662
 Knockouts (mm): 512: 7 x Ø20, 3 x Ø25 518: 8 x Ø20, 4 x Ø25 20518 20524: 10 x Ø20, 6 x Ø25
 Dimensions (mm): 512: 137 (W) x 137 (H) x 47 (D) 518: 137 (W) x 197 (H) x 47 (D) 20518: 185 (W) x 197 (H) x 56 (D)
 20524: 185 (W) x 255 (H) x 56 (D)



Dry Lining Boxes

- WA087P 1 Gang 35mm Deep Dry Lining Box
- WA088P 2 Gang 35mm Deep Dry Lining Box
- WA106P 1 Gang 47mm Deep Dry Lining Box
- WA107P 2 Gang 47mm Deep Dry Lining Box
- WA108P Round Ceiling 34mm Deep Dry Lining Box

Dry Lining Boxes (Sprung Fixing Lugs)

- WA087SF 1 Gang 35mm Deep Dry Lining Box
- WA088SF 2 Gang 35mm Deep Dry Lining Box
- WA106SF 1 Gang 47mm Deep Dry Lining Box
- WA107SF 2 Gang 47mm Deep Dry Lining Box

'Ezylink' Dry Lining Box Connector

- GA100 'Ezylink' Dry Lining Box Connector

Suitable for use with WA087P, WA088P, WA106P & WA107P.
 Simply connects any combination of Click® dry lining boxes to provide the neatest installation of cavity boxes possible.


Standards: BS 5733 BS 4662 (where applicable)
 Cutout sizes (mm): 1 Gang: 75 (W) x 75 (H) 2 Gang: 135 (W) x 75 (H) WA108P: 65 (Dia)
 Dimensions (mm): 1 Gang: 83 (W) x 83 (H) x 35 (D) 2 Gang: 143 (W) x 83 (H) x 35 (D) WA108P: 78 (Dia) x 35
 GA100: 34 (W) x 17 (D) x 84 (H)



WA4135



WA4147



WA4235



WA4247



FlameGuard® Dry Lining Boxes

- WA4135 1 Gang 35mm Deep FlameGuard® Dry Lining Box
- WA4147 1 Gang 47mm Deep FlameGuard® Dry Lining Box
- WA4235 2 Gang 35mm Deep FlameGuard® Dry Lining Box
- WA4247 2 Gang 47mm Deep FlameGuard® Dry Lining Box



The intumescent layer within the box expands as the temperature increases filling the metal box cavity.

FlameGuard® back boxes have been tested and conform to both fire and acoustic BS EN standards.
 Fire: BS EN 1364-1 Acoustic: BS EN ISO 140-2. Complies with Building Regulations Fire tested up to 90 minutes with the capability of the boxes being mounted back to back.


Standards: BS 4662 BS EN 1364-1 BS EN ISO 10140-2
 Cutout sizes (mm): 1 Gang: 73 (W) x 73 (H) 2 Gang: 132 (W) x 73 (H)
 Dimensions (mm): 1 Gang: 82 (W) x 82 (H) x 35 (D) 2 Gang: 142 (W) x 82 (H) x 47 (D)



SP625



SP640



SP650

Chrome finish may be used with white plate accessories.

Security Screws

- SP622 Define® M3.5 Security Screw 22mm Long (Bag 100)
- SP623 Standard M3.5 Security Screw 50mm Long (Bag 100)
- SP625 Standard M3.5 Security Screw 25mm Long (Bag 100)

Require 2mm security allen key/driver.

Longer Fixing Screws

- SP640 Define® 3.5mm Dia. 40mm Long Screws (Bag 100)

Screws available in Black Nickel (BN) and Chrome (CH).

- SP650 Standard 3.5mm Dia. 50mm Long Screws (Bag 100)

Screws available in brass (BR), Chrome (CH) and black nickel (BN). Suffix code with preferred finish.

- SP675 Standard 3.5mm Dia. 75mm Long Screws (Bag 100)

Screws available in brass (BR), Chrome (CH) and black nickel (BN). Suffix code with preferred finish.

Standards: ISO 2010

Understanding the code:
 Longer Fixing Screws available in BR Brass, CH Chrome and BN Black Nickel finishes.
 Suffix code with preferred finish.



AquIP⁶⁶

IP66 Weatherproof Sockets & Switches

A comprehensive selection of weatherproof electrical accessory products are featured in the following pages. The polycarbonate construction makes the Aquip66® range a durable and long lasting heavy duty range of products.

All switch products are of modular construction allowing the installer total freedom in designing customised switching solutions according to on-site requirements.

All socket outlets are tested and approved to BS1363. Unfurnished enclosures are available for use in conjunction with our extensive range of Minigrid® & Gridpro® modules.

Furnished Switch Enclosures | Unfurnished Switch Enclosures
Furnished Socket Enclosures | Unfurnished Socket Enclosures
Enclosures with semi-transparent lid

N12



OA411AGU | OA401AGU



OA412AGU | OA402AGU



MINIGRID®

10A Switch Modules
MiniGrid® switch modules are 10A rated so and feature a simply single screw installation.

Single Screw Feature
Easily and quickly mount modules onto unfurnished yokes by means of a simple single screw fixing.

IP66 Weatherproof Unfurnished Switch Enclosures - MiniGrid®

OA401AGU 1 Gang IP66 Unfurnished Weathproof Switch With MiniGrid® Yokes
Modules supplied separately

OA402AGU 2 Gang IP66 Unfurnished Weathproof Switch With MiniGrid® Yokes
Modules supplied separately

IP66 Weatherproof Switches

OA411AGU 1 Gang 10AX 2 Way IP66 MiniGrid® Weatherproof Switch
Fitted with a 2-way MiniGrid® module

OA412AGU 2 Gang 10AX 2 Way IP66 MiniGrid® Weatherproof Switch
Fitted with 2 x 2-way MiniGrid® modules

Standards: 401 402: BS 5733 BS EN 60529 411 412: BS EN 60669-1 BS EN 60529
Cable Size (mm²): 411 412: 4 x 1.5 or 2 x 2.5 Knockouts (mm): 20mm
Dimensions (mm): 91 (W) x 106 (H) x 72.5 (D)

N13



OA20021AG | OA20401AG



OA20022AG | OA20402AG



GRIDPRO®

20A Switch Modules
Gridpro® switch modules are 20A rated so they are ideal for both domestic and commercial applications.

Screw Attachment Feature
Allows easy removal and assembly of the module onto a grid Yoke.

IP66 Weatherproof Unfurnished Switch Enclosures - GridPro®

OA20401AG 1 Gang IP66 Unfurnished Weathproof Switch With GridPro® Yokes
OA20402AG 2 Gang IP66 Unfurnished Weathproof Switch With GridPro® Yokes

IP66 Weatherproof Switches

OA20021AG 1 Gang 20AX 2 Way IP66 GridPro® Weatherproof Switch
OA20022AG 2 Gang 20AX 2 Way IP66 GridPro® Weatherproof Switch

Standards: 20402 20401: BS 5733 BS EN 60529 20021 20022: BS EN 60669-1 BS EN 60529
Cable Size (mm²): 20021 20022: 3 x 2.5 or 1 x 4
Dimensions (mm): 91 (W) x 106 (H) x 72.5 (D)



IP66 Weatherproof Switched Socket Outlets

- OA035AG** 1 Gang 13A DP IP66 Weatherproof Switched Socket
Fitted with a 1 gang Mode® anthracite grey switched socket
- OA036AG** 2 Gang 13A DP IP66 Weatherproof Switched Socket (Twin Earth)
Fitted with a 2 gang Mode® anthracite grey switched socket

Standards: BS 1363-2 BS EN 60529
 Knockouts (mm): 20mm (Socket) Cable Size (mm²): 3 x 2.5 or 2 x 4
 Dimensions (mm): 1 Gang: 87 (W) x 158 (H) x 90 (D) 2 Gang: 158 (W) x 158 (H) x 90 (D)



IP66 Weatherproof Unfurnished Wiring Accessory Enclosures

- OA501AG** 1 Gang IP66 Unfurnished Weatherproof Wiring Accessory Enclosure
Accepts standard 1 gang wiring accessories (supplied separately)
- OA502AG** 2 Gang IP66 Unfurnished Weatherproof Wiring Accessory Enclosure
Accepts standard 2 gang wiring accessories (supplied separately)

Standards: BS 5733 BS EN 60529
 Knockouts (mm): 20mm (Socket)
 Dimensions (mm): 1 Gang: 87 (W) x 158 (H) x 90 (D) 2 Gang: 158 (W) x 158 (H) x 90 (D)



IP66 Weatherproof Switched Socket Outlets

OARCDP036 2 Gang 13A IP66 Weatherproof Passive RCD Switched Socket (Twin Earth)
Fitted with a 2 gang Essentials white RCD switched socket



OA835T

OA840T

IP66 Weatherproof Switched Socket Outlets

OA835T 1 Gang 13A DP IP66 Weatherproof Switched Socket With Neon - Semi-Transparent Cover
Fitted with a 1 gang Mode® anthracite grey switched socket with neon

OA840T 2 Gang 13A DP IP66 Weatherproof Switched Socket Outboard Rockers With Neons - Semi-Transparent Cover
Fitted with a 2 gang Mode® anthracite grey switched socket outboard rockers with neons

Standards: BS 1363-2 BS EN 60529 652:BS 1362 036: IEC 62640 BS 7288 BS EN 60529 IEC 61000-6-1 & IEC 61000-6-3
Cable Size (mm²): 3 x 2.5 or 2 x 4
Dimensions (mm): 1 Gang: 87 (W) x 158 (H) x 90 (D) 2 Gang: 158 (W) x 158 (H) x 90 (D)



OA652T

OA652AG

IP66 Weatherproof Fused Connection Units

OA652T 13A DP IP66 Weatherproof Fused Connection Unit - Semi-Transparent Cover
Fitted with a 1 gang Mode® anthracite grey fused switched Connection unit with neon

OA652AG 13A DP IP66 Weatherproof Fused Connection Unit
Fitted with a 1 gang Mode® anthracite grey fused switched Connection unit with neon

Standards: BS 1363-2 BS EN 60529 652:BS 1362 036: IEC 62640 BS 7288 BS EN 60529 IEC 61000-6-1 & IEC 61000-6-3
Cable Size (mm²): 3 x 2.5 or 2 x 4
Dimensions (mm): 1 Gang: 87 (W) x 158 (H) x 90 (D) 2 Gang: 158 (W) x 158 (H) x 90 (D)

Features & Benefits

AQUIP⁶⁶

Robust Construction

- Polycarbonate construction
- High impact resistance
- UV protected against fading
- Ergonomic Design
- Smooth operation of switches
- Neutral modern design suitable for most locations
- Flexible rubber base allows for mounting on most types of uneven surfaces

Multiple Gland Entry Position

- Multiple Knockouts (mm) (20mm) for entry from all angles

Weatherproof - IP66

- Offers high level of protection against ingress of water jets and dust

Multiple Switch Configurations

- Designed to fit switched MiniGrid[®] or GridPro[®] Modules (depending on which yoke purchased).



MINIGRID[®]

10A Switch Modules

Minigr^{id}® switch modules are 10A rated so and feature a simply single screw installation.

Single Screw Feature

Easily and quickly mount modules onto unfurnished yokes by means of a simple single screw fixing.



GRIDPRO[®]

20A Switch Modules

Gridpro[®] switch modules are 20A rated so they are ideal for both domestic and commercial applications.

Screw Attachment Feature

Allows easy removal and assembly of the module onto a grid Yoke.

Metal Clad Accessories

A comprehensive selection of Metal Clad electrical accessory products are featured in the following pages. Electrophoretically coated plates and back boxes provide a durable and long lasting heavy duty finish to this attractive range of products.

All switch products are of modular construction allowing the installer total freedom in designing customised switching solutions according to on-site needs.

All socket outlets and spurs are tested and approved to BS1363. Unfurnished plates and mounting boxes are available for use in conjunction with our extensive range of Minigr^{id}® and New Media™ modules.

MINIGRID[®]

The products illustrated in this section of the catalogue are finished plates and unfurnished mounting plates.



10AX Switches | Unfurnished Switch Plates
20A Switches | 13A Socket Outlets
Fused Connection Units | 45A Switches
Telephone & Coaxial Socket Outlets
New Media™ Plates | Mounting Boxes & Blank Plates



CL010 | 011 | 025

CL012

CL013



CL019

CL105



For the complete range of Minigrid® modules please see the Minigrid® section of the catalogue.

Plates Switches - MiniGrid® c/w 40mm Mounting Box

- CL010 10AX 1 Gang 1 Way Plate Switch
- CL011 10AX 1 Gang 2 Way Plate Switch
- CL011B 10AX 1 Gang 2 Way Plate Switch (No Knockouts)
- CL012 10AX 2 Gang 2 Way Plate Switch
- CL012B 10AX 2 Gang 2 Way Plate Switch (No Knockouts)
- CL013 10AX 3 Gang 2 Way Plate Switch
- CL019 10AX 4 Gang 2 Way Plate Switch
- CL105 10AX 6 Gang 2 Way Plate Switch
- CL025 10AX 1 Gang Intermediate Switch

Interchangeable with WH coloured MiniGrid® modules

Standards: BS EN 60669-1
 Back Box Depth (mm): 40 Cable Size (mm²): 4 x 1.5 or 2 x 2.5 Knockouts (mm): 20mm
 Dimensions (mm): 1 Gang: 80 (W) x 80 (H) x 42 (D) 2 Gang: 140 (W) x 80 (H) x 42 (D)



CL401

CL404

CL402

CL406

CL403

CL426



For the complete range of Minigrid® modules please see the Minigrid® section of the catalogue. CL plates should be used with WH coloured modules.

Unfurnished Plates - MiniGrid® c/w 40mm Mounting Box

- CL401 1 Gang MiniGrid® Unfurnished Plate - 1 Aperture
- CL402 1 Gang MiniGrid® Unfurnished Plate - 2 Apertures
- CL403 1 Gang MiniGrid® Unfurnished Plate - 3 Apertures
- CL404 2 Gang MiniGrid® Unfurnished Plate - 2 x 2 Apertures
- CL406 2 Gang MiniGrid® Unfurnished Plate - 2 x 3 Apertures
- CL426 2 Gang MiniGrid® Unfurnished Plate - 6 In-Line Apertures

Standards: BS 5733 Back Box Depth (mm): 40 Knockouts (mm): 20mm
 Dimensions (mm): 1 Gang: 80 (W) x 80 (H) x 42 (D) 2 Gang: 140 (W) x 80 (H) x 42 (D)



CL512



CL518



For the complete range of MiniGrid® modules please see the MiniGrid® section of the catalogue. CL plates should be used with WH coloured modules.

2 Tier Unfurnished Plates - MiniGrid® c/w 40mm Mounting Box

CL512 2 Tier MiniGrid® Unfurnished Plate - 12 Apertures - Metal Clad
2 x GR100 Yokes required, see page K7. When using dimmer mounting kit, 50mm deep back box required, see page N32

3 Tier Unfurnished Plates - MiniGrid® c/w 40mm Mounting Box

CL518 3 Tier MiniGrid® Unfurnished Plate - 18 Apertures - Metal Clad
3 x GR100 Yokes required, see page K7. When using dimmer mounting kit, 50mm deep back box required, see page N32

Standards: BS 5733 Back Box Depth (mm): 40 Knockouts (mm): 20mm
Dimensions (mm): 1 Gang: 80 (W) x 80 (H) x 42 (D) 2 Gang: 140 (W) x 80 (H) x 42 (D)
512: 148 (W) x 148 (H) x 42 (D) 518: 148 (W) x 207 (H) x 42 (D)

Safety Shutter Sockets (Excluding USB options) are only available for sale in the Republic of Ireland.



CL786

Switched Safety Shutter Socket Outlets c/w 40mm Mounting Box

CL786 13A 2 Gang Switched Safety Shutter Socket Outlet With Type A & C USB (4.2A) Outlets (Twin Earth)



CL1035



CL1036



CL1835



CL1840

Switched Safety Shutter Socket Outlets c/w 40mm Mounting Box

- CL1035 13A 1 Gang DP 3 Pin Safety Shutter Switched Socket
- CL1035B 13A 1 Gang DP 3 Pin Safety Shutter Switched Socket (No Knockouts)
- CL1835 13A 1 Gang DP 3 Pin Safety Shutter Switched Socket With Neon
- CL1835B 13A 1 Gang DP 3 Pin Safety Shutter Switched Socket With Neon (No Knockouts)
- CL1036 13A 2 Gang DP 3 Pin Safety Shutter Switched Socket (Twin Earth)
- CL1036B 13A 2 Gang DP 3 Pin Safety Shutter Clean Earth Switched Socket (Twin Earth) (No Knockouts)
- CL1840 13A 2 Gang DP 3 Pin Safety Shutter Switched Socket With Outboard Rockers & Neons (Twin Earth)
- CL1840B 13A 2 Gang DP 3 Pin Safety Shutter Switched Socket With Outboard Rockers & Neons (Twin Earth) (No Knockouts)

Standards: BS 1363-2 786: BS 1363-2: 2016 +A1: 2018 BS EN IEC 62368-1 BS EN 62680-1-1
Back Box Depth (mm): 40 Cable Size (mm²): 3 x 2.5 or 2 x 4 Knockouts (mm): 20mm
Dimensions (mm): 1 Gang: 80 (W) x 80 (H) x 42 (D) 2 Gang: 140 (W) x 80 (H) x 42 (D)

N24



Switched Socket Outlets c/w 40mm Mounting Box

- CL035 13A 1 Gang DP Switched Socket
- CL035B 13A 1 Gang DP Switched Socket (No Knockouts)
- CL036 13A 2 Gang DP Switched Socket (Twin Earth)
- CL036B 13A 2 Gang DP Switched Socket (Twin Earth) (No Knockouts)



Switched Socket Outlets c/w 40mm Mounting Box

- CL835 13A 1 Gang Switched Socket With Neon Rocker
- CL840 13A 2 Gang Switched Socket With Outboard Neon Rockers (Twin Earth)

Standards: BS 1363-2
 Back Box Depth (mm): 40 Cable Size (mm²): 3 x 2.5 or 2 x 4 Knockouts (mm): 20mm
 Dimensions (mm): 1 Gang: 80 (W) x 80 (H) x 42 (D) 2 Gang: 140 (W) x 80 (H) x 42 (D)

N25



Switched Sockets With USB Outlets c/w 40mm Mounting Box

- CL771U 13A 1 Gang Switched Socket With 2.1A USB Outlet (Twin Earth)



Switched Sockets With USB Outlets c/w 40mm Mounting Box

- CL770 13A 2 Gang Switched Socket With 2.1A USB Outlet (Twin Earth)
- CL780 13A 2 Gang Switched Socket With Twin 2.1A USB Outlets (4.2A) (Twin Earth)

Standards: BS 1363-2 BS 1363-2: 2016 +A1: 2018 BS EN IEC 62368-1 BS EN 62680-1-1
 Back Box Depth (mm): 40 Cable Size (mm²): 3 x 2.5 or 2 x 4 Knockouts (mm): 20mm
 Dimensions (mm): 1 Gang: 80 (W) x 80 (H) x 42 (D) 2 Gang: 140 (W) x 80 (H) x 42 (D)

N26



CL030

CL032

Unswitched Socket Outlet c/w 40mm Mounting Box

CL030 13A 1 Gang Unswitched Socket

CL032 13A 2 Gang Unswitched Socket (Twin Earth)



CL660

CL675

Two keys provided (Spare keys available: SP660)

Lockable Switches c/w 40mm Mounting Box

CL660 20A Double Pole Key Lockable Switch
 CL660B 20A Double Pole Key Lockable Switch (No Knockouts)

Lockable Sockets

CL675 13A 1 Gang DP Key Lockable Socket With Neon
 CL675B 13A 1 Gang DP Key Lockable Socket With Neon (No Knockouts)

Standards: BS 1363-2 660 660B 675 675B: BS EN 60669-1
 Back Box Depth (mm): 40 Cable Size (mm²): 3 x 2.5 or 2 x 4
 Dimensions (mm): 1 Gang: 80 (W) x 80 (H) x 42 (D) 2 Gang: 140 (W) x 80 (H) x 42 (D)

N27



CL049 | 050

CL051

Fused Connection Units With Optional Flex Outlet c/w 40mm Mounting Box

CL049 3A Fused Connection Unit
 CL050 13A Fused Connection Unit
 CL051 13A DP Switched Fused Connection Unit
 CL051B 13A DP Switched Fused Connection Unit (No Knockouts)



CL052

CL053

CL1252

Fused Connection Units With Optional Flex Outlet c/w 40mm Mounting Box

CL052 13A DP Switched Fused Connection Unit With Neon
 CL053 13A Fused Connection Unit With Neon
 CL1252 13A DP Key Operation Fused Connection Unit With Neon & Lockable Fuse Drawer

Standards: BS EN 60669-1 Fused Connection Units: BS 1363-4 BS 1362
 Back Box Depth (mm): 40 45A: 50
 Cable Size (mm²): 3 x 2.5 or 2 x 4 049: 4 x 2.5 or 2 x 4 45A: 1 x 16 Knockouts (mm): 20mm
 Dimensions (mm): 1 Gang: 80 (W) x 80 (H) x 42 (D) 2 Gang: 140 (W) x 80 (H) x 42 (D) 200 201: 80 (W) x 80 (H) x 52 (D)
 202 203: 80 (W) x 140 (H) x 52 (D)

N28



CL200



CL201

45A Switches c/w 50mm Mounting Box

CL200 45A 1 Gang DP Switch

CL201 45A 1 Gang DP Switch With Neon



CL202



CL203

45A Switches c/w 50mm Mounting Box

CL202 45A 2 Gang DP Switch

CL203 45A 2 Gang DP Switch With Neon

Standards: BS EN 60669-1 BS 1363-4 BS 1362
 Back Box Depth (mm): 50 Cable Size (mm²): 1 x 16 Knockouts (mm): 20mm
 Dimensions (mm): 200 201: 80 (W) x 80 (H) x 52 (D) 202 203: 80 (W) x 140 (H) x 52 (D)

N29



CLRCDP036

RCD Socket Outlets c/w 40mm Mounting Box

CLRCDP036 13A 2 Gang Passive RCD Switched Socket Outlet (Twin Earth)



CL022



CL023

20A Control Switches with Optional Flex Outlet c/w 40mm Mounting Box

CL022 20A DP Switch

CL023 20A DP Switch With Neon

Standards: BS EN 60669-1
 RCD: BS 1363-2 IEC 62640 BS 7288 SASO 2203 IEC 61000-6-1 & IEC 61000-6-3
 Back Box Depth (mm): 40 Cable Size (mm²): 3 x 2.5 or 2 x 4 Knockouts (mm): 20mm
 Dimensions (mm): 1 Gang: 80 (W) x 80 (H) x 42 (D) 2 Gang: 140 (W) x 80 (H) x 42 (D)

N30




Blank Plates

- CL060 1 Gang Blank Plate
- CL061 2 Gang Blank Plate

Standards: BS 4662 060 061 089 089B 090 090B: BS 5733
 Dimensions (mm): 060: 80 (W) x 80 (H) x 4 (D) 061: 140 (W) x 80 (H) x 4 (D) 083 085: 76 (W) x 76 (H) x 40 (D)
 084 086: 136 (W) x 76 (H) x 40 (D) 087: 76 (W) x 76 (H) x 50 (D) 088: 136 (W) x 76 (H) x 50 (D) 089: 137 (W) x 136 (H) x 50 (D)
 090: 137 (W) x 196 (H) x 50 (D)

N31



Telephone & Coaxial Socket Outlets c/w 40mm Mounting Box

- CL120 Single Telephone Outlet - Master
- CL158 Single Isolated Coaxial Outlet

Isolated outlets will filter out any interference, if a 2 way signal is required, i.e. for use with satellite hard wire extensions, then a non-isolated outlet is required.



Unfurnished Plates - New Media™ c/w 40mm Mounting Box

- CL311 1 Gang New Media™ Unfurnished Plate - 2 Apertures
- CL312 2 Gang New Media™ Unfurnished Plate - 4 Apertures

Standards: BS 5733
 Back Box Depth (mm): 40
 Knockouts (mm): 20mm
 Dimensions (mm): 1 Gang: 80 (W) x 80 (H) x 42 (D) 2 Gang: 140 (W) x 80 (H) x 42 (D)



Mounting Boxes

- CL083 1 Gang 40mm Deep Mounting Box
- CL084 2 Gang 40mm Deep Mounting Box
- CL085 1 Gang 40mm Deep Mounting Box (No Knockouts)
- CL086 2 Gang 40mm Deep Mounting Box (No Knockouts)
- CL087 1 Gang 50mm Deep Mounting Box
- CL088 2 Gang 50mm Deep Mounting Box
- CL089 2 Gang 50mm Deep 2 Tier Mounting Box
- CL089B 2 Gang 50mm Deep 2 Tier Mounting Box (No Knockouts)
- CL090 2 Gang 50mm Deep 3 Tier Mounting Box
- CL090B 2 Gang 50mm Deep 3 Tier Mounting Box (No Knockouts)

Standards: BS 4662 060 061 089 089B 090 090B; BS 5733
 Dimensions (mm): 060- 80 (W) x 80 (H) x 4 (D) 061- 140 (W) x 80 (H) x 4 (D) 083 085- 76 (W) x 76 (H) x 40 (D)
 084 086- 136 (W) x 76 (H) x 40 (D) 087- 76 (W) x 76 (H) x 50 (D) 088- 136 (W) x 76 (H) x 50 (D) 089- 137 (W) x 136 (H) x 50 (D)
 090- 137 (W) x 196 (H) x 50 (D)

Red Accessories & Floor Accessories

A selected range of special purpose moulded & Stainless Steel accessories.



The products illustrated in this section of the catalogue are finished plates and unfurnished mounting plates.



10AX Switches | Unfurnished Switch Plates
 13A Socket Outlets Fused Connection Units
 Telephone & Coaxial Socket Outlets
 New Media™ Plates



WA037RD



WA179



WA180

Socket Outlets

- WA037RD 13A 2 Gang DP Switched Socket Clean Earth
- WA179 13A 2 Gang Unswitched Socket (Twin Earth)
- WA180 13A 2 Gang DP Switched Socket (Twin Earth)



WA081RD



WA185

Moulded Surface Pattress Boxes - Urea

- WA081RD 1 Gang 25mm Deep Surface Pattress Box
- WA185 2 Gang 25mm Deep Surface Pattress Box

Standards: BS 4662 13A: BS 1363-2
 Back Box Depth (mm): 13A: 25 Cable Size (mm²): 13A: 3 x 2.5 or 2 x 4
 Dimensions (mm): 1 Gang: 87 (W) x 87 (W) x 30 (D) 2 Gang: 146 (W) x 86 (H) x 11 (D) 185: 147 (W) x 87 (W) x 30 (D)




WA049RD



WA056RD

Fused Connection Units


- WA049RD 3A Fused Connection Unit
- WA056RD 3A DP Switched Fused Connection Unit



WA401RD



WA403RD



WA402RD



For the complete range of compatible modules, see the dedicated MiniGrid® section, page K18.

Unfurnished Plates - MiniGrid®

- WA401RD 1 Gang MiniGrid® Unfurnished Plate - 1 Aperture
- WA402RD 1 Gang MiniGrid® Unfurnished Plate - 2 Apertures
- WA403RD 1 Gang MiniGrid® Unfurnished Plate - 3 Apertures

Standards: BS 5733 049 056: BS 1363-4 BS 1362
 Back Box Depth (mm): Dependent On Module Fitted 049 056: 25 Cable Size (mm²): 049 056: 4 x 2.5 or 2 x 4
 Dimensions (mm): 86 (W) x 86 (H) x 11 (D)

N36



FS030SS
FS032SS
13A Floor socket outlets BS Kitemark Approved

Floor Socket Outlets

- FS030SS 13A 1 Gang Floor Socket
- FS032SS 13A 2 Gang Floor Socket



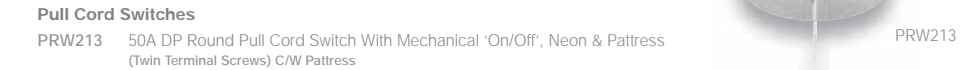
FS311SS
FS312SS
new media™
For a complete range of New Media™ modules please see the New Media™ section.

Unfurnished Floor Plates - For Use With New Media™ Modules

- FS311SS 1 Gang New Media™ Unfurnished Floor Plate - 2 Apertures
- FS312SS 2 Gang New Media™ Unfurnished Floor Plate - 4 Apertures

Standards: 030 032: BS 1363-2 311 312: BS 5733
Back Box Depth (mm): 030 032: 35 311 312: Dependent On Modules Fitted
Cable Size (mm²): 030 032: 3 x 2.5 or 2 x 4
Dimensions (mm): 1 Gang: 86 (W) x 93 (D) x 5 (H) 2 Gang: 146 (W) x 93 (D) x 5 (H)

N37



Pull Cord Switches
PRW213 50A DP Round Pull Cord Switch With Mechanical 'On/Off', Neon & Patress (Twin Terminal Screws) C/W Patress PRW213



PRW208 PRW210 | PRW211

Decorative covers available for PRC210, see overleaf



Pull Cord Switches
PRW208 10A 3 Pole Fan Isolation Pull Cord Switch
PRW210 45A DP Pull Cord Switch With Mechanical 'On/Off' & Neon
PRW211 50A DP Pull Cord Switch With Mechanical 'On/Off' & Neon (Twin Terminal Screws)
PRC009 PRC210 PRC216

Pull Cord Switches

- PRC009 10AX 2 Way Ceiling Pull Cord Switch
- PRC210 10AX 2 Way Pull Cord Switch
- PRC216 16A DP Pull Cord Switch With Neon

Standards: BS EN 60669-1
Cable Size (mm²): 211 213: 1 x 2.5 009 208 PRC210 216: 2 x 1.5 or 1 x 2.5 PRW210: 1 x 6
Dimensions (mm): 009: 76 (Dia) x 51.5 PRC210 216: 70 (Dia) x 42 (D) 208 PRW210 211: 86 (W) x 86 (H) x 43 (D)
213: 100 (Dia) x 77 (D)

N38



CV210CH



PRC210 + CV210CH

Pull Cord Switches

- CV210CH Polished Chrome Cover for PRC210
- CV210SC Satin Chrome Cover for PRC210



PRC1440

PRC1440RD

Pendant Sets & Ceiling Rose

- PRC1440 6A 4 Pin Quick-Connect Ceiling Rose, Plug & Cover
- PRC1440RD 6A 4 Pin Quick-Connect Ceiling Rose, Plug & Cover - Red

Standards: 1440: BS 6972 BS 5733 210: BS 5733
 Cable Size (mm²): 2 x 1.5
 Dimensions (mm): 210: 76 (Dia) x 44 (D) 1440: 70 (Dia) x 43 (D)

N39



PRC006

PRC008

PRC015

PRC017

PRC031 | PRC033



T2 Batten Lampholders

- PRC006 T2 BC Batten Lampholder Straight Skirt
- PRC007 T2 BC Batten Lampholder H.O. Skirt
- PRC008 T2 BC Angled Batten Lampholder Straight Skirt

T2 Loop-In Batten Lampholders

- PRC015 T2 BC Loop-In Batten Lampholder With Straight Skirt
- PRC016 T2 BC Loop-In Batten Lampholder With H.O. Skirt
- PRC017 T2 BC Loop-In Angled Batten Lampholder With H.O. Skirt

Pendant Sets & Ceiling Rose

- PRC031 6" T2 BC Ceiling Pendant Set
- PRC033 9" T2 BC Ceiling Pendant Set
- PRC038 6" T2 BC TRS Pendant Set

For our full range of wiring accessories, see the Curva®, Polar™ and Mode® sections of this catalogue.

Standards: BS EN 61184 BS 67 Batten: BS EN 61184 Cable Size (mm²): 2 x 1.5
 Dimensions (mm): 031 033 038: 86 (Dia) x 30 006: 65 (Dia) x 62 007: 65 (Dia) x 66 008: 65 (Dia) x 62 015: 86 (Dia) x 74
 016: 86 (Dia) x 80 017: 86 (Dia) x 94



T2 Push-Bar Lampholders

- PRC005 T2 BC ½" Thread Entry Cord Grip Switched Lampholder Straight Skirt
 - PRC012 T2 BC 10mm Thread Entry Cord Grip Switched Lampholder Straight Skirt
- Lampholder with straight skirt and push-bar

PRC005 | 012



Pendant Sets & Ceiling Rose

- PRC001 Ceiling Rose Fitted With Clear Polycarbonate Base
- PRC029 6" T2 Pendant Set Without Rose



T2 Lampholders

- PRC003 T2, BC Cord Grip Pendant Lampholder
- PRC020 T2 BC Cord Grip TRS Lampholder
- PRC004 T2 BC ½" Thread Entry Cord Grip Lampholder Straight Skirt
- PRC011 T2 BC 10mm Thread Entry Cord Grip Lampholder Straight Skirt

Standards: BS EN 61184 001: BS 67 Cable Size (mm²): 0.75 001: 2 x 1.5
 Dimensions (mm): 001: 86 (Dia) x 30 005 012: 44 (Dia) x 87 003: 36 (Dia) x 56 004 011: 36 (Dia) x 58 020 029: 51 (Dia) x 84



Extension Sockets And Leads

- ES001 13A 1 Gang Trailing Socket With Neon
- ES002 13A 2 Gang Trailing Socket With Neon
- ES003 13A 4 Gang Trailing Socket With Neon
- ES008 13A 3 Gang Trailing Socket With Neon

Cable not included



Multiplugs And Adaptors

- PA040 1 Amp Fused Shaver Adaptor - White
- PA041A 13A 2 Way Resilient Adaptor - White
- PA042A 13A Fused 3 Way Adaptor - White

Standards: BS 1363-2 040: BS 1363 BS 646 041: BS 1363/A 042: BS 1363/A BS 1362
 Dimensions (mm): 001: 96 (W) x 62 (D) x 27 (H) 002: 150 (W) x 62 (D) x 27 (H) 003: 258 (W) x 62 (D) x 27 (H)
 008: 200 (W) x 62 (D) x 27 (H) 040: 49 (W) x 25.5 (D) x 50 (H) 041: 50 (W) x 48.5 (D) x 50 (H) 042: 50 (W) x 48.5 (D) x 68 (H)



Junction Boxes - White

- WA070 5A Junction Box Selective Entry 4 Terminal
- WA071 20A Junction Box Selective Entry 4 Terminal
- WA072 30A Junction Box Selective Entry 3 Terminal
- WA073 20A Junction Box Selective Entry 6 Terminal
- WA074 20A Junction Box 58mm Diameter 4 Terminal

Junction Boxes - Brown

- WA075 5A Junction Box Selective Entry 4 Terminal
- WA076 20A Junction Box Selective Entry 4 Terminal
- WA077 30A Junction Box Selective Entry 3 Terminal
- WA078 20A Junction Box Selective Entry 6 Terminal
- WA079 20A Junction Box 58mm Diameter 4 Terminal

Standards: BS EN 60670-1 BS EN 60670-22
 Cable Size (mm²): 070 075: 2 x 1.5 071 076: 4 x 1.5 072 077: 2 x 4 073 078: 4 x 1.5 074 079: 4 x 1.5
 Dimensions (mm): 070 075: 60 (Dia) x 23 071 076: 80 (Dia) x 30 072 077: 90 (Dia) x 35 073 078: 86 (Dia) x 30
 074 079: 55 (Dia) x 25



Junction Boxes

- WA220 60A Junction Box 3 Terminal - White
 - WA222 60A Junction Box 3 Terminal - Brown
- UK Design Registration No. 3009706

- WA227 100A 1 Pole 5 x 35mm² Link Box - Black
- WA228 100A 2 Pole 5 x 35mm² Link Box - Black

Standards: BS 5733
 Cable Size (mm²): 227 228: 1 x 35 220 222: 1 x 25
 Dimensions (mm): 220 222: 153 (W) x 91 (D) x 35 (H) 227: 66 (W) x 49 (D) x 34 (H) 228: 115 (W) x 65 (D) x 55 (H)



WARCDP036

White Accessories

WARCDP036 13A 2 Gang Passive RCD Switched Socket Outlet (Twin Earth)



CMA215

PRW217

45A Cooker Connection Plates

CMA215 45A 1 Gang Cooker Connection Plate

PRW215 45A 1 Gang Cooker Connection Plate

UK Design Registration No. 3015175

PRW217 45A Easyfit Dual Appliance Outlet Plate

UK Design Registration No. 3015175

Utilises standard 1 gang back box 25mm deep minimum.

Patress Box for PRW217 - Urea

PRW218 35mm Deep Patress Box For Use With PRW217

Standards: BS 5733 036: BS 1363-2 IEC 62640 BS 7288 SASO 2203 IEC 61000-6-1 & IEC 61000-6-3
 Back Box Depth (mm): 35 217: 25 Cable Size (mm²): 215: 2 x 10 217: 1 x 10 036: 3 x 2.5 or 3 x 4
 Dimensions (mm): 215: 86 (W) x 86 (H) x 22.5 (D) 217: 85 (W) x 130 (H) x 27 (D) 218: 85 (W) x 130 (H) x 37.5 (D)
 036: 146 (W) x 86 (H) x 9.5 (D)



DB700

DB750

DB981

DB701

DB751

DB790

Fuse Manufacturer

Rating	Bussmann	Lawson	MEM	GE
40A	40KR85	ME40	404R	RHF40
45A	45KR85	ME45	454R	-
50A	50KR85	ME50	504R	RHF50
60A	60KR85	ME60	604R	RHF60
70A	70KR85	ME70	-	-
80A	80KR85	ME80	804R	RHF80
100A	100KR85	ME100	-	-

80A and 100A variants are supplied with an 80A Bussmann fuse as standard. However the following fuses will fit:

Fused Main Switch

- DB700 80A Fused Main Switch (80A HRC Fuse Fitted)
- DB701 80A Fused Main Switch (80A HRC Fuse Fitted) - Lockable
- DB750 100A Fused Main Switch (80A HRC Fuse Fitted)
- DB751 100A Fused Main Switch (80A HRC Fuse Fitted) - Lockable
- DB790 Metal Enclosure for Fused Main Switch (DB700/701)
- DB791 Metal Enclosure for Fused Main Switch (DB750/751)
- DB981 Elongated Cable Shroud (Packaged Individually)

Standards: 700 701 750 751: BS 60947 - 3
 Cable Size (mm²): 700 701 790: 25 & 16 750 751 791 981: 35 & 25
 Dimensions (mm): 700 701: 127.5 (W) x 53.5 (D) x 80.5 (H) 750 751: 133 (W) x 60 (D) x 101 (H)
 790 791: 168 (W) x 94.5 (D) x 133 (H) 981: 80 (W) x 90 (D) x 45 (H)



PA166

PA312

PA330

PA380
Non-standard plug

Round Pin Unfused Plug Tops

- PA165 2A Round Pin Plug - White
- PA175 2A Round Pin Plug - Black
- PA166 5A Round Pin Plug - White
- PA167 15A Round Pin Plug - White
- PA176 5A Round Pin Plug - Black
- PA177 15A Round Pin Plug - Black

13A UK Fast Grip Resilient Plug Tops (BS1363/A)

- PA301 13A Plug Top (13A Fused) Fast Grip - White
- PA302 13A Plug Top (3A Fused) Fast Grip - White
- PA303 13A Plug Top (5A Fused) Fast Grip - White
- PA310 13A Plug Top (13A Fused) Fast Grip - Black
- PA311 13A Plug Top (3A Fused) Fast Grip - Black
- PA312 13A Plug Top (5A Fused) Fast Grip - Black
- PA340TR 13A Plug Top (13A Fused) Fast Grip - Transparent

13A UK Bar Grip Resilient Plug Tops (BS1363/A)

- PA320 13A Plug Top (13A Fused) Bar Grip - White
- PA321 13A Plug Top (3A Fused) Bar Grip - White
- PA322 13A Plug Top (5A Fused) Bar Grip - White
- PA330 13A Plug Top (13A Fused) Bar Grip - Black
- PA331 13A Plug Top (3A Fused) Bar Grip - Black
- PA332 13A Plug Top (5A Fused) Bar Grip - Black

Non-Standard Resilient Plug Tops (BS1363/A)

- PA380RD 13A Fused Non-Standard Plug - Red
 - PA380WH 13A Fused Non-Standard Plug - White
- For use with non-standard Click® Mode® sockets CMA935 and CMA936, see page G15.

Standards: BS 1363/A BS 1362 Round Pin: BS 546 Cable Size (mm²): 1.5
 Dimensions (mm): 49.5 (W) x 21 (D) x 49.5 (H) 165.32 (W) x 18.5 (D) x 30.5 (H) 175: 32 (W) x 30.5 (D) x 18.5 (H)
 166 176: 41 (W) x 19.5 (D) x 45 (H) 167 177: 52.5 (W) x 23 (D) x 52 (H)



FU022

FU023

FU031

FU038

BS 1362 Approved Plug Top Fuses (Bulk Packed)

- FU021 13A Cartridge Fuse (Bulk Bag of 1000 Pcs)
- FU022 5A Cartridge Fuse (Bulk Bag of 1000 Pcs)
- FU023 3A Cartridge Fuse (Bulk Bag of 1000 Pcs)

BS 1362 Approved Plug Top Fuses (Boxed)

- FU030 Box of 100 13A Fuses (10 X Sachets of 10)
- FU031 Box of 100 3A Fuses (10 X Sachets of 10)
- FU032 Box of 100 5A Fuses (10 X Sachets of 10)

BS 1362 Approved Plug Top Fuses (Carded)

- FU035 Card of 4 X 13A Fuses
- FU036 Card of 4 X 3A Fuses
- FU037 Card of 4 X 5A Fuses
- FU038 Card of 6 X Assorted Fuses (2 X 13A, 2 X 5A & 2 X 3A)

Standards: BS 1362

N48

A series of 18 horizontal grey bars stacked vertically, providing a space for writing notes. The bars are uniform in height and width, and are separated by small gaps.