

A dark, moody photograph of a modern kitchen. A dark, bowl-shaped object sits on a floating shelf above a countertop. The countertop features a built-in cooktop and a pair of wooden-handled tongs. The background wall has a vertical ribbed texture.

Stylish Electrical Essentials

curva[®]



The Modern Domestic Wiring Solution

Moulded white accessories are often described as utilitarian, ie. useful or practical without being attractive. This is certainly not the case with the Curva® range of smooth profile accessories.

In creating the modern, aesthetically pleasing and ergonomic design of the Curva® range we did not lose sight of the need to produce a true value for money product offering the utmost appeal to installers and end users alike.

Only the best quality raw materials were used in producing this durable, attractive and modern range of accessories which will adorn the walls of all manner of buildings for years to come.



Antiviral & Antibacterial Certified

Curva® plates are manufactured using Urea Formaldehyde, which has similar inherent properties to antimicrobial additives that inhibit the growth of infectious diseases.

Curva® plates have been independently tested and have shown to have anti-viral properties against enveloped and non-enveloped viruses.

After a contact period of 4 hours, Curva® was shown to have a 99.9% kill off rate against enveloped viruses and a 92% kill off rate against non-enveloped viruses.

All products independently tested achieved a 99.99% kill off rate across all four types of the strains of bacteria - MRSA, E-Coli, Salmonella, Klebsiella Pneumonia and enveloped viruses.

Contents

Switches	M5
Socket Outlets	M8
13A Fused Connection Units	M9
Control Switches	M10
Shaver Socket & Blank Plates	M12
Telephone & Data Sockets	M14
TV & Satellite	M15
Patress Boxes	M16
Dry Lining Boxes	M17

10 YEAR No Quibble Guarantee

All Curva® accessories are covered by our straight forward 'No Quibble Guarantee' against any fault in materials or manufacture experienced at any time within 10 years of the date of supply.

Switches

Switches



Plates Switches

- CCA010 10AX 1 Gang 1 Way Plate Switch
- CCA011 10AX 1 Gang 2 Way Plate Switch
- CCA012 10AX 2 Gang 2 Way Plate Switch
- CCA013 10AX 3 Gang 2 Way Plate Switch

- CCA019 10AX 4 Gang 2 Way Plate Switch
- CCA025 10AX 1 Gang Intermediate Plate Switch
- CCA027 10AX 1 Gang 1 Way Retractive 'Bell' Switch
- CCA105 10AX 6 Gang 2 Way Plate Switch

The range of Curva® switches described in the following pages has been developed to offer a solution for almost every possible design need and will enhance the décor of any area whether in a kitchen, bedroom, lounge or study etc...


Standards: BS EN 60669-1
Back Box Depth (mm): 16 019 105: 25
Cable Size (mm²): 4 x 1.5 or 2 x 2.5
Dimensions (mm): 1 Gang: 86 (W) x 86 (H) x 9.5 (D) 2 Gang: 146 (W) x 86 (H) x 9.5 (D)

Dimmer Modules

- MD9001 6A 2 Way Push On/Off (Non-Dimming) Module (25 x 62mm)
- MD9010 1-10V Analogue Dimmer Module (25 x 62mm)
- MD9022 250W 2 Leading Edge Way Dimmer Module (25 x 62mm)
- MD9042 400W 2 Way Leading Edge Dimmer Module (25 x 62mm)
- MD9014 100W Dual Mode Dimmer Module with Trim (26.5 x 55mm)

Dimmer M10 Nut Runner

SP900 Dimmer M10 Nut Runner Tool
 Use the nut runner to easily exchange dimmer modules and create customised dimmer switch plate



Dimmer Switches (Leading Edge)

- CCA141 1 Gang 2 Way 250Va Dimmer Switch
- CCA142 2 Gang 2 Way 250Va Dimmer Switch
- CCA143 3 Gang 2 Way 250Va Dimmer Switch
- CCA144 4 Gang 2 Way 250Va Dimmer Switch

We recommend the use of branded halogen lamps with all Curva® leading edge dimmers. The use of inferior, non-branded lamps may require the nominal rating of the dimmer to be reduced. These dimmer switches have not been designed for use with LED lamps. However, they may be suitable for some good quality LED lamps. For further information please contact the Click® Technical support team.

Standards: BS EN 60669-1 & BS EN 55015 BS EN 61000-3-2 & BS EN 61000-3-3 BS EN 61000-4-2 & BS EN 61000-4-3 BS EN 61000-4-4 & BS EN 61000-4-5 BS EN 61000-4-6 & BS EN 61000-4-11

Type: Leading Edge


Back Box Depth (mm): 25 **Cable Size (mm²):** 2 x 1.5

Dimensions (mm): 1 Gang: 86 (W) x 86 (H) x 9.5 (D) 2 Gang: 146 (W) x 86 (H) x 9.5 (D)



All Curva® 13A sockets and fused connection units are tested and approved to BS1363 offering assured quality and safety. The provision of a large earth terminal on sockets and fused connection units as standard, greatly facilitates wiring and installation.

The Curva® range offers a solution for almost every possible design need and will enhance the décor of any area whether in a kitchen, bedroom, lounge or study etc...



Switched Socket Outlets

- CCA605 13A 1 Gang Switched Socket
- CCA606 13A 2 Gang Switched Socket

Switched Sockets With USB Outlets


- CCA771 13A 1 Gang Switched Socket With 2.1A USB Outlet
- CCA780 13A 2 Gang Switched Socket With 2 X USB Outlets (Total Output 2.1A)



Round Pin Socket Outlets

- CCA038 5A Round Pin Socket
- CCA039 2A Round Pin Socket

Standards: 038 039: BS 546 605 606 771: BS 1363-2: 2016 +A1: 2018 780: BS EN 60950-1 BS 1363-2, BS 5733 BS EN 61000-6-1 BS EN IEC 61204-3 BS EN 61000-6-3 771: BS EN IEC 62368-1 BS EN 62680-1-1
Back Box Depth (mm): 25 771: 35
Cable Size (mm²): 3 x 2.5 or 2 x 4 038: 4 x 1.5 or 3 x 2.5 039: 3 x 1.5
Dimensions (mm): 1 Gang: 86 (W) x 86 (H) x 9.5 (D) 2 Gang: 146 (W) x 86 (H) x 9.5 (D)



Fused Connection Units With Optional Flex Outlet Through Front

- CCA050 13A Fused Connection Unit
- CCA051 13A DP Switched Fused Connection Unit
- CCA052 13A DP Switched Fused Connection Unit With Neon
- CCA053 13A Fused Connection Unit With Neon

Standards: BS 1363-4 BS 1362
Back Box Depth (mm): 25
Cable Size (mm²): 3 x 2.5 or 2 x 4
Dimensions (mm): 86 (W) x 86 (H) x 9.5 (D)

M10



Fan Isolation Switch

- CCA020 10A 3 Pole Fan Isolation Switch
- CCA021 10A 3 Pole Isolation Switch

20A DP Sink/Bath Switch

- CCA024 20A DP Sink/Bath Switch With Neon



20A Control Switches With Optional Flex Outlet

- CCA022 20A DP Switch
- CCA023 20A DP Switch With Neon
- CCA040 20A DP 'Water Heater' Switch
- CCA042 20A DP 'Water Heater' Switch With Neon

Standards: BS EN 60669-1 020 021: BS EN 60669-2-4
 Back Box Depth (mm): 25 020 021: 16
 Cable Size (mm²): 3 x 2.5 020 021: 4 x 1.5 or 2 x 2.5
 Dimensions (mm): 86 (W) x 86 (H) x 9.5 (D)

M11




45A Switches And Socket Outlets

- CCA200 45A 1 Gang DP Switch
- CCA201 45A 1 Gang DP Switch With Neon
- CCA202 45A 2 Gang DP Switch
- CCA203 45A 2 Gang DP Switch With Neon
- CCA204 45A 2 Gang DP Switch With 13A DP Switched Socket
- CCA205 45A 2 Gang DP Switch With 13A DP Switched Socket & Neons

Standards: BS EN 60669-1 204 205: BS 4177
 Back Box Depth (mm): 35
 Cable Size (mm²): 1 x 16
 Dimensions (mm): 1 Gang: 86 (W) x 86 (H) x 9.5 (D) 2 Gang: 146 (W) x 86 (H) x 9.5 (D) 202 203: 86 (W) x 146 (H) x 9.5 (D)

M12



Click® dual voltage shaver outlets incorporate a double wound isolating transformer rated 20Va at 230V or 115V and meets BS EN 61558-2-5:2010 making it safe for use in bathrooms. Shaver outlet is not continuously rated and therefore not suitable for use as a permanent charging outlet.

Flex Outlet Plates

CCA017 20A Flex Outlet Plate

Dual Voltage Shaver Socket

CCA100 115/230V Dual Voltage Shaver Socket



Blank Plates

CCA060 1 Gang Blank Plate

CCA061 2 Gang Blank Plate

Standards: BS 5733 100; BS EN IEC 61558-1 BS EN 61558-2-5
Back Box Depth (mm): 16 061: 25 100: 47
Cable Size (mm²): 100: 2 x 1.5 or 1 x 2.5 017: 3 x 2.5 or 2 x 4
Dimensions (mm): 1 Gang: 86 (W) x 86 (H) x 9.5 (D) 2 Gang: 146 (W) x 86 (H) x 9.5 (D) 100: 86 (W) x 146 (H) x 9.5 (D)



TV, Telephone & Data Sockets

Providing the means to facilitate the connection of modern communications equipment is as important today as it is to provide the electrical power to operate them.

M14



CCA115

CCA122 | CCA127

CCA119 | CCA124

Telephone Outlets

- CCA119 Single Telephone Outlet - Master
- CCA122 Twin Telephone Outlet - Master
- CCA124 Single Telephone Outlet - Secondary
- CCA127 Twin Telephone Outlet - Secondary

Twin outlets are 2 separate sockets and not internally linked together.




RJ11 Telephone Outlet

- CCA115 Single RJ11 (Irish/US) Outlet

Back Box Depth (mm): 16 115: 35
 Termination Type: IDC 115: Screw
 Dimensions (mm): 86 (W) x 86 (H) x 9.5 (D)

M15



CCA065

CCA066

CCA158


CCA159

Non-isolated Coaxial Outlets (Unshielded)

- CCA065 Single Coaxial Outlet
- CCA066 Twin Coaxial Outlet

Isolated Coaxial Outlets (Unshielded)

- CCA158 Single Isolated Coaxial Outlet
- CCA159 Twin Isolated Coaxial Outlet



CCA156

CCA170

CCA157

Satellite Outlets (Unshielded)

- CCA156 Non-isolated Single Satellite Outlet
- CCA157 Isolated Satellite & Isolated Coaxial Outlet
- CCA170 Non-isolated Satellite & Non-isolated Coaxial Outlet

Isolated outlets will filter out any interference, if a 2 way signal is required, i.e. for use with satellite hard wire extensions, then a non-isolated outlet is required.

Back Box Depth (mm): 16
 Dimensions (mm): 86 (W) x 86 (H) x 9.5 (D)



Moulded Pattress Boxes

- CCA080 1 Gang 16mm Deep Pattress Box With Earth Terminal
- CCA081 1 Gang 25mm Deep Pattress Box
- CCA082 2 Gang 25mm Deep Pattress Box
- CCA083 1 Gang 35mm Deep Pattress Box
- CCA084 2 Gang 35mm Deep Pattress Box
- CCA085 1 Gang 47mm Deep Pattress Box With Earth Terminal
- CCA086 2 Gang 47mm Deep Pattress Box Fitted With Cable Restraint & Earth Terminal

Standards: BS 4662
Dimensions (mm): 080: 87 (W) x 87 (H) x 20 (D) 081: 87 (W) x 87 (H) x 30 (D) 082: 147 (W) x 87 (H) x 30 (D)
 083: 87 (W) x 87 (H) x 40 (D) 084: 147 (W) x 87 (H) x 40 (D) 085: 87 (W) x 87 (H) x 52 (D) 086: 147 (W) x 87 (H) x 52 (D)



Galvanised Steel Back Boxes

- WA092 1 Gang 16mm Deep Galvanised Steel K.O. Box
- WA093 1 Gang 25mm Deep Galvanised Steel K.O. Box
- WA094 2 Gang 25mm Deep Galvanised Steel K.O. Box
- WA095 1 Gang 35mm Deep Galvanised Steel K.O. Box
- WA096 2 Gang 35mm Deep Galvanised Steel K.O. Box
- WA097 1 Gang 47mm Deep Galvanised Steel K.O. Box
- WA098 2 Gang 47mm Deep Galvanised Steel K.O. Box
- WA099 1 + 1 35mm Deep Dual Accessory Box
- WA102 1 + 2 35mm Deep Dual Accessory Box

FlameGuard® Dry Lining Boxes

- WA4135 1 Gang 35mm Deep FlameGuard® Dry Lining Box
- WA4235 2 Gang 35mm Deep FlameGuard® Dry Lining Box
- WA4147 1 Gang 47mm Deep FlameGuard® Dry Lining Box
- WA4247 2 Gang 47mm Deep FlameGuard® Dry Lining Box

Dry Lining Boxes (Sprung Fixing Lugs)

- WA087SF 1 Gang 35mm Deep Dry Lining Box
- WA088SF 2 Gang 35mm Deep Dry Lining Box
- WA106SF 1 Gang 47mm Deep Dry Lining Box
- WA107SF 2 Gang 47mm Deep Dry Lining Box

Dry Lining Boxes

- WA087P 1 Gang 35mm Deep Dry Lining Box
- WA088P 2 Gang 35mm Deep Dry Lining Box
- WA106P 1 Gang 47mm Deep Dry Lining Box
- WA107P 2 Gang 47mm Deep Dry Lining Box
- WA108P Round Ceiling 34mm Deep Dry Lining Box

Ezylink® Dry Lining Boxes

- GA100 'Ezylink' Dry Lining Box Connector
 Suitable for use with WA087P, WA088P, WA106P & WA107P.

essentials™

For the complete range of back boxes see Essentials™ page N4.

FlameGuard® back boxes have been tested and conform to both fire and acoustic BS EN standards. Fire: BS EN 1364-1 Acoustic: BS EN ISO 140-2. Complies with Building Regulations Fire tested up to 90 minutes with the capability of the boxes being mounted back to back.

M18

18 horizontal grey bars for notes.