



Screwless Wiring Accessories
Components

definity™

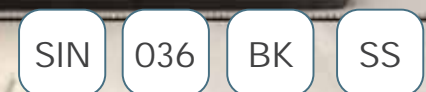

definity™

The Screwless Range

Definity™ incorporates screwless, push-fit face plates in 8 assorted finishes. The face plates are supplied independently of the electrical inserts which means that the initial installation of the product can be carried out and any subsequent maintenance or decoration completed before the final selection and fixing of the face plate.

For the installer, this means a greater degree of flexibility in the timing of the installation of the insert and the distributor need not carry excessive levels of costly finished product. Furthermore should subsequent interior design change or re-decoration dictate that a different colour accessory be required to complement the new scheme, replacement plates can be sourced individually and fitted without the need for any special tools or electrical skills. Definity™ gives the flexibility to mix and match insert colours to cover plate finishes giving infinite combinations.

With a wide selection of standard and 'ingot' metallic inserts, simply select your design and colour of insert. After selecting your choice of insert choose your preferred cover plate and simply clip it onto the insert to finalise the installation.



Insert Prefix Product Number Insert Colour Ingot Switch Finish
(if applicable)



Cover Plate Prefix Product Number Product Colour

Contents

Switches	F32
Socket Outlets	F40
Fused Connection Units	F46
Red Fused Connection Units	F50
45A Switches	F51
RJ11 Outlet	F52
UK Telephone Outlet	F53
Satellite & Coaxial Outlets	F54
New Media™ Plates	F56
Galvanised Boxes	F57
Dry Lining Boxes	F58

Definity™ unique product codes

When ordering either an insert or cover plate from this catalogue, please specify a unique product code as shown.

For example if you wish to order a 2 gang 13A switched socket in stainless steel with a black switch and insert, the unique product code for the insert will be SIN036BK and for the cover plate will be SCP436SS.

If a 2 gang 13A switched socket in stainless steel with a stainless steel ingot switch and black insert is preferred, the unique product code for the insert will be 536BKSS and for the cover plate will be SCP436SS.



Insert Red (RD) White (PW)



Stainless Steel (SS) *Brushed Stainless (BS) Polished Chrome (CH)



Matt Black (BK) Metal White (MW) Metal Black (MB)

Each Definity™ Complete product comprises an insert and a decorative cover plate.

Inserts are available in Black, White and Grey, (Grey is available in BS & SS Ingot only).

Plates are available in 8 different finishes.

PW, BK & RD finishes are produced from polycarbonate.

All other finishes are coated stainless steel

Simply select the required insert and choice of cover plate finish.

Insert Design



10AX 1 Gang
2 Way Switch



10AX 1 Gang
Intermediate
Switch



Single Plate
Single Aperture
'Unfurnished'



10AX 2 Gang
2 Way Switch



Single Plate
Twin Aperture
'Unfurnished'

Select either a Standard or Ingot Insert

Standard Insert
SIN011BK - Black
SIN011PW - White

Standard Insert
SIN025BK - Black
SIN025PW - White

Insert Frame Only
SIN401BK - Black
SIN401PW - White
SIN401GY - Grey
SIN401RD - Red

Standard Insert
SIN012BK - Black
SIN012PW - White

Insert Frame Only
SIN402BK - Black
SIN402PW - White
SIN402GY - Grey
SIN402RD - Red

Ingot Switch Insert
SIN411BKBS
Black & Brushed Stainless
SIN411BKCH
Black & Chrome
SIN411BKSS
Black & Stainless Steel
SIN411PWBS
White & Brushed Stainless
SIN411PWCH
White & Chrome
SIN411PWSS
White & Stainless Steel
SIN411GYBS
Grey & Brushed Stainless
SIN411GYSS
Grey & Stainless Steel

Ingot Switch Insert
SIN425BKBS
Black & Brushed
Stainless
SIN425BKCH
Black & Chrome
SIN425BKSS
Black & Stainless Steel
SIN425PWBS
White & Brushed
Stainless
SIN425PWCH
White & Chrome
SIN425PWSS
White & Stainless Steel
SIN425GYBS
Grey & Brushed
Stainless
SIN425GYSS
Grey & Stainless Steel

Ingot Switch Insert
SIN412BKBS
Black & Brushed
Stainless
SIN412BKCH
Black & Chrome
SIN412BKSS
Black & Stainless Steel
SIN412PWBS
White & Brushed
Stainless
SIN412PWCH
White & Chrome
SIN412PWSS
White & Stainless Steel
SIN412GYBS
Grey & Brushed
Stainless
SIN412GYSS
Grey & Stainless Steel

Cover Plate

Single Cover Plate Single Aperture
SCP401



Available in Red (RD)

Single Cover Plate Twin Aperture
SCP402



Available in Red (RD)

Standards: BS EN 60669-1 401 402; BS 5733
Back Box Depth (mm): 25 401 402; Dependent On Modules Fitted
Cable Size (mm²): 4 x 1.5 or 2 x 2.5
Dimensions (mm): 1 Gang: 86 (W) x 86 (H) x 4 (D) 2 Gang: 146 (W) x 86 (H) x 4 (D)

Understanding the code:
SIN - Insert Prefix **036** - Product No **BK** - Insert Colour **SS** - 'Ingot' Switch Finish (if applicable).
PW White, **BK** Black, **GY** Grey (Grey is available in BS & SS Ingot only)
SCP - Definity™ Cover Plate Prefix **436** - Product No **SS** - Plate Colour.
BS Brushed Stainless, **CH** Polished Chrome, **SS** Stainless Steel, **MW** Metal White, **MB** Metal Black, **PW** White, **BK** Matt Black

Insert Design



10AX 3 Gang
2 Way Switch



Single Plate Triple
Aperture 'Unfurnished'



10AX 4 Gang 2 Way Switch



Double Plate (2 x 2)
Aperture 'Unfurnished'

Select either a Standard or Ingot Insert

Standard Insert
SIN013BK - Black
SIN013PW - White

Insert Frame Only
SIN403BK - Black
SIN403PW - White
SIN403GY - Grey
SIN403RD - Red

Standard Insert
SIN019BK - Black
SIN019PW - White

Insert Frame Only
SIN404BK - Black
SIN404PW - White
SIN404GY - Grey

Ingot Switch Insert
SIN413BKBS
Black & Brushed
Stainless
SIN413BKCH
Black & Chrome
SIN413BKSS
Black & Stainless Steel
SIN413PWBS
White & Brushed
Stainless
SIN413PWCH
White & Chrome
SIN413PWSS
White & Stainless Steel
SIN413GYBS
Grey & Brushed
Stainless
SIN413GYSS
Grey & Stainless Steel

Ingot Switch Insert
SIN414BKBS
Black & Brushed Stainless
SIN414BKCH
Black & Chrome
SIN414BKSS
Black & Stainless Steel
SIN414PWBS
White & Brushed Stainless
SIN414PWCH
White & Chrome
SIN414PWSS
White & Stainless Steel
SIN414GYBS
Grey & Brushed Stainless
SIN414GYSS
Grey & Stainless Steel

Cover Plate

Single Cover Plate Triple Aperture
SCP403



Available in Red (RD)

Double Cover Plate (2 x 2) Aperture
SCP404



Standards: BS EN 60669-1 403 404; BS 5733
Back Box Depth (mm): 25 403 404; Dependent On Modules Fitted
Cable Size (mm²): 4 x 1.5 or 2 x 2.5
Dimensions (mm): 1 Gang: 86 (W) x 86 (H) x 4 (D) 2 Gang: 146 (W) x 86 (H) x 4 (D)

Understanding the code:
SIN - Insert Prefix **036** - Product No **BK** - Insert Colour **SS** - 'Ingot' Switch Finish (if applicable).
PW White, **BK** Black, **GY** Grey (Grey is available in BS & SS Ingot only)
SCP - Definity™ Cover Plate Prefix **436** - Product No **SS** - Plate Colour.
BS Brushed Stainless, **CH** Polished Chrome, **SS** Stainless Steel, **MW** Metal White, **MB** Metal Black, **PW** White, **BK** Matt Black

Insert Design



10AX 6 Gang
2 Way Switch



Double Plate
(2 x 3) Aperture
'Unfurnished'



Double Plate
(6 In-line) Aperture
'Unfurnished'

Select either a Standard or Ingot Insert

Standard Insert
SIN105BK - Black
SIN105PW - White

Standard Insert
SIN406BK - Black
SIN406PW - White
SIN406GY - Grey

Standard Insert
SIN426BK - Black
SIN426PW - White
SIN426GY - Grey

Ingot Switch Insert
SIN416BKBS
Black & Brushed Stainless
SIN416BKCH
Black & Chrome
SIN416BKSS
Black & Stainless Steel
SIN416PWBS
White & Brushed Stainless
SIN416PWCH
White & Chrome
SIN416PWSS
White & Stainless Steel
SIN416GYBS
Grey & Brushed Stainless
SIN416GYSS
Grey & Stainless Steel

Cover Plate

Double Cover Plate (2 x 3) Aperture
SCP406



Double Cover Plate (6 In-line) Aperture
SCP426



Standards: BS EN 60669-1 406 426: BS 5733
Back Box Depth (mm): 25 406 426: Dependent On Modules Fitted
Cable Size (mm²): 4 x 1.5 or 2 x 2.5
Dimensions (mm): 1 Gang: 86 (W) x 86 (H) x 4 (D) 2 Gang: 146 (W) x 86 (H) x 4 (D)

Understanding the code:
SIN - Insert Prefix **036** - Product No **BK** - Insert Colour **SS** - 'Ingot' Switch Finish (if applicable).
PW White, BK Black, GY Grey (Grey is Ingot only)
SCP - Definity™ Cover Plate Prefix **436** - Product No **SS** - Plate Colour.
BS Brushed Stainless, CH Polished Chrome, SS Stainless Steel, MW Metal White, MB Metal Black, PW White, BK Matt Black

Insert Design



1 Gang 2 Way Rotary
Dimmer Switch



2 Gang 2 Way Rotary
Dimmer Switch



3 Gang 2 Way Rotary
Dimmer Switch



4 Gang 2 Way
Dimmer Switch

Select a Standard Insert

Dimmer Switch
SIN140
400W / Va
Suitable for dimming
both resistive and
inductive loads

SIN141
250W / Va
Suitable for dimming
both resistive and
inductive loads

SIN161
100W / Va
Suitable for dimming
dimnable LED light sources

Dimmer knob supplied
with cover plate

**Rotary Dimmer
Mounting Plate**
SIN141PL
Dimmer module
supplied separately

Dimmer Switch
SIN142
250W / Va
Suitable for dimming
both resistive and
inductive loads

SIN162
100W / Va
Suitable for dimming
dimnable LED light sources

Dimmer knob supplied
with cover plate

**Rotary Dimmer
Mounting Plate**
SIN142PL
Dimmer module
supplied separately

Dimmer Switch
SIN143
250W / Va
Suitable for dimming
both resistive and
inductive loads

SIN163
100W / Va
Suitable for dimming
dimnable LED light sources

Dimmer knob supplied
with cover plate

**Rotary Dimmer
Mounting Plate**
SIN143PL
Dimmer module
supplied separately

Dimmer Switch
SIN144
250W / Va
Suitable for dimming
both resistive and
inductive loads

SIN164
100W / Va
Suitable for dimming
dimnable LED light sources

Dimmer knob supplied
with cover plate

**Rotary Dimmer
Mounting Plate**
SIN144PL
Dimmer module supplied
separately

Cover Plate

1 Gang Dimmer Switch
Cover Plate & Knob
SCP241



2 Gang Dimmer Switch
Cover Plate & Knobs
SCP242



3 Gang Dimmer Switch
Cover Plate & Knobs
SCP243



4 Gang Dimmer Switch
Cover Plate & Knobs
SCP244



Standards: BS EN 60669-1 BS EN 55015 BS EN 61000-3-2 100W: BS EN 60669-2-1 250W 400W: BS EN 61000-3-3 Plates: BS 5733
Type: 250W 400W: Leading Edge, 400W: Trailing Edge **Back Box Depth (mm):** 35 **Cable Size (mm²):** 2 x 1.5
Dimensions (mm): 1 Gang: 86 (W) x 86 (H) x 4 (D) 2 Gang: 146 (W) x 86 (H) x 4 (D)

Understanding the code:
SIN - Insert Prefix **036** - Product No **BK** - Insert Colour **SS** - 'Ingot' Switch Finish (if applicable).
BK Black
SCP - Definity™ Cover Plate Prefix **436** - Product No **SS** - Plate Colour.
BS Brushed Stainless, CH Polished Chrome, SS Stainless Steel, MW Metal White, MB Metal Black, PW White, BK Matt Black, BKCH Matt Black with Chrome Knobs

Insert Design



10AX 1 Gang 2 Way Toggle Switch



10AX 1 Gang Intermediate Toggle Switch

Select a Standard Insert

Toggle Switch
SIN421CH - Chrome
SIN421PN - Pearl Nickel

Toggle Switch
SIN420CH - Chrome
SIN420PN - Pearl Nickel

Recommended Cover Plate and Toggle Switch
Chrome Toggle: Chrome
Pearl Nickel Toggle: Brushed Stainless & Stainless Steel

Recommended Cover Plate and Toggle Switch
Chrome Toggle: Chrome
Pearl Nickel Toggle: Brushed Stainless & Stainless Steel

Cover Plate

1 Gang Toggle Switch Cover Plate
SCP221



Standards: BS EN 60669-1
Back Box Depth (mm): 35 Cable Size (mm²): 4 x 1.5 or 2 x 2.5
Dimensions (mm): 1 Gang: 86 (W) x 86 (H) x 4 (D) 2 Gang: 146 (W) x 86 (H) x 4 (D)

Understanding the code:
SIN - Insert Prefix 036 - Product No BK - Insert Colour SS - 'Ingot' Switch Finish (if applicable). BK Black.
SCP - Definity™ Cover Plate Prefix 436 - Product No SS - Plate Colour.
BS Brushed Stainless, CH Polished Chrome, SS Stainless Steel, MW Metal White, MB Metal Black, PW White, BK Matt Black

Insert Design



10AX 2 Gang 2 Way Toggle Switch



10AX 3 Gang 2 Way Toggle Switch



10AX 4 Gang 2 Way Toggle Switch

Select a Standard Insert

Toggle Switch
SIN422CH - Chrome
SIN422PN - Pearl Nickel

Toggle Switch
SIN423CH - Chrome
SIN423PN - Pearl Nickel

Toggle Switch
SIN424CH - Chrome
SIN424PN - Pearl Nickel

Recommended Cover Plate and Toggle Switch
Chrome Toggle: Chrome
Pearl Nickel Toggle: Brushed Stainless & Stainless Steel

Recommended Cover Plate and Toggle Switch
Chrome Toggle: Chrome
Pearl Nickel Toggle: Brushed Stainless & Stainless Steel

Recommended Cover Plate and Toggle Switch
Chrome Toggle: Chrome
Pearl Nickel Toggle: Brushed Stainless & Stainless Steel

Cover Plate

2 Gang Toggle Switch Cover Plate
SCP222



3 Gang Toggle Switch Cover Plate
SCP223



4 Gang Toggle Switch Cover Plate
SCP224



Standards: BS EN 60669-1
Back Box Depth (mm): 35 Cable Size (mm²): 4 x 1.5 or 2 x 2.5
Dimensions (mm): 1 Gang: 86 (W) x 86 (H) x 4 (D) 2 Gang: 146 (W) x 86 (H) x 4 (D)

Understanding the code:
SIN - Insert Prefix 036 - Product No BK - Insert Colour SS - 'Ingot' Switch Finish (if applicable). BK Black.
SCP - Definity™ Cover Plate Prefix 436 - Product No SS - Plate Colour.
BS Brushed Stainless, CH Polished Chrome, SS Stainless Steel, MW Metal White, MB Metal Black, PW White, BK Matt Black

Insert Design



20A Double Pole Switch with Flex Outlet



20A Double Pole Switch with Flex Outlet & Neon



20A Double Pole Switch



20A Double Pole Switch with Neon

Select either a Standard or Ingot Insert

Standard Insert
SIN022BK - Black
SIN022PW - White

Standard Insert
SIN023BK - Black
SIN023PW - White

Standard Insert
SIN622BK - Black
SIN622PW - White

Standard Insert
SIN623BK - Black
SIN623PW - White

Ingot Switch Insert
SIN522BKBS
Black & Brushed Stainless
SIN522BKCH
Black & Chrome
SIN522BKSS
Black & Stainless Steel
SIN522PWBS
White & Brushed Stainless
SIN522PWCH
White & Chrome
SIN522PWSS
White & Stainless Steel
SIN522GYBS
Grey & Brushed Stainless
SIN522GYSS
Grey & Stainless Steel

Ingot Switch Insert
SIN523BKBS
Black & Brushed Stainless
SIN523BKCH
Black & Chrome
SIN523BKSS
Black & Stainless Steel
SIN523PWBS
White & Brushed Stainless
SIN523PWCH
White & Chrome
SIN523PWSS
White & Stainless Steel
SIN523GYBS
Grey & Brushed Stainless
SIN523GYSS
Grey & Stainless Steel

Ingot Switch Insert
SIN722BKBS
Black & Brushed Stainless
SIN722BKCH
Black & Chrome
SIN722BKSS
Black & Stainless Steel
SIN722PWBS
White & Brushed Stainless
SIN722PWCH
White & Chrome
SIN722PWSS
White & Stainless Steel
SIN722GYBS
Grey & Brushed Stainless
SIN722GYSS
Grey & Stainless Steel

Ingot Switch Insert
SIN723BKBS
Black & Brushed Stainless
SIN723BKCH
Black & Chrome
SIN723BKSS
Black & Stainless Steel
SIN723PWBS
White & Brushed Stainless
SIN723PWCH
White & Chrome
SIN723PWSS
White & Stainless Steel
SIN723GYBS
Grey & Brushed Stainless
SIN723GYSS
Grey & Stainless Steel

Cover Plate

20A DP Switch with Flex Outlet Cover Plate

SCP322



20A DP Switch with Flex Outlet & Neon Cover Plate

SCP323



20A DP Switch Cover Plate

SCP422



20A DP Switch with Neon Cover Plate

SCP423



Standards: BS EN 60669-1
Back Box Depth (mm): 35 **Cable Size (mm²):** 3 x 2.5
Dimensions (mm): 1 Gang: 86 (W) x 86 (H) x 4 (D)

Understanding the code:

SIN - Insert Prefix **036** - Product No **BK** - Insert Colour **SS** - 'Ingot' Switch Finish (if applicable).

PW White, BK Black, GY Grey (Grey is Ingot only)

SCP - Definity™ Cover Plate Prefix **436** - Product No **SS** - Plate Colour.

BS Brushed Stainless, CH Polished Chrome, SS Stainless Steel, MW Metal White, MB Metal Black, PW White, BK Matt Black

Insert Design



20A Sink & Bath Switch with Neon



10A 3 Pole Fan Isolation Switch



Lockable Switch

Select either a Standard or Ingot Insert

Standard Insert
SIN024BK - Black
SIN024PW - White

Standard Insert
SIN020BK - Black
SIN020PW - White

Standard Insert
SIN660BK - Black

Ingot Switch Insert
SIN520BKBS
Black & Brushed Stainless
SIN520BKCH
Black & Chrome
SIN520BKSS
Black & Stainless Steel
SIN520PWBS
White & Brushed Stainless
SIN520PWCH
White & Chrome
SIN520PWSS
White & Stainless Steel
SIN520GYBS
Grey & Brushed Stainless
SIN520GYSS
Grey & Stainless Steel

Cover Plate

20A Sink & Bath Switch with Neon Cover Plate

SCP324



10A Fan Isolation Switch Cover Plate

SCP402



Available in Red (RD)

Lockable Switch Cover Plate

SCP660



Standards: BS EN 60669-2-4 020 660: BS EN 60669-1
Back Box Depth (mm): 520: 25 024: 35 660: 47
Cable Size (mm²): 020 520: 4 x 1.5 or 2 x 2.5 024: 3 x 2.5 660: 3 x 2.5 or 2 x 4
Dimensions (mm): 1 Gang: 86 (W) x 86 (H) x 4 (D)

Understanding the code:

SIN - Insert Prefix **036** - Product No **BK** - Insert Colour **SS** - 'Ingot' Switch Finish (if applicable).

PW White, BK Black, GY Grey (Grey is Ingot only)

SCP - Definity™ Cover Plate Prefix **436** - Product No **SS** - Plate Colour.

BS Brushed Stainless, CH Polished Chrome, SS Stainless Steel, MW Metal White, MB Metal Black, PW White, BK Matt Black

Insert Design



Lockable Socket



UK 13A 1 Gang Socket Outlet



115/230V Dual Voltage Shaver Socket Outlet

Select a Standard Insert

Standard Insert
SIN655BK - Black
SIN655PW - White
SIN655GY - Grey

Standard Insert
SIN630BK - Black
SIN630PW - White

Standard Insert
SIN100BK - Black
SIN100PW - White
SIN100GY - Grey

Click* dual voltage shaver outlets incorporate a double wound isolating transformer rated 20Va at 230V or 115V and meets BS EN 61558-2-5:2010 making it safe for use in bathrooms. Shaver outlet is not continuously rated and therefore not suitable for use as a permanent charging outlet.

Cover Plate

Lockable Socket Cover Plate
SCP655



UK 13A 1 Gang Socket Outlet Cover Plate
SCP430



Dual Voltage Shaver Socket Outlet Cover Plate
SCP100



Standards: 100: BS EN IEC 61558-1 BS EN 61558-2-5 630: BS 1363-2 655: BS EN 60669-1 BS 1363-2
Cable Size (mm²): 3 x 2.5 or 2 x 4 100: 2 x 1.5 or 1 x 2.5 Back Box Depth (mm): 47 630: 35
Dimensions (mm): 1 Gang: 86 (W) x 86 (H) x 4 (D) 2 Gang: 146 (W) x 86 (H) x 4 (D) 100: 86 (W) x 146 (H) x 4 (D)

Understanding the code:
SIN - Insert Prefix 036 - Product No BK - Insert Colour SS - 'Ingot' Switch Finish (if applicable).
PW White, BK Black, GY Grey (Grey is Ingot only)
SCP - Definity™ Cover Plate Prefix 436 - Product No SS - Plate Colour.
BS Brushed Stainless, CH Polished Chrome, SS Stainless Steel, MW Metal White, MB Metal Black, PW White, BK Matt Black

Insert Design



2A 1 Gang Round Pin Socket Outlet



5A 1 Gang Round Pin Socket Outlet



15A 1 Gang Round Pin Switched Socket Outlet

Select a Standard Insert

Standard Insert
SIN039BK - Black
SIN039PW - White

Standard Insert
SIN038BK - Black
SIN038PW - White
SIN038GY - Grey

Standard Insert
SIN034BK - Black
SIN034PW - White

Cover Plate

2A 1 Gang Round Pin Socket Outlet Cover Plate
SCP239



5A 1 Gang Round Pin Socket Outlet Cover Plate
SCP238



15A 1 Gang Round Pin Switched Socket Outlet Cover Plate
SCP234



Standards: BS 546
Back Box Depth (mm): 35
Cable Size (mm²): 034: 3 x 2.5 038: 4 x 1.5 or 3 x 2.5 039: 3 x 1.5 660: 3 x 2.5 or 2 x 4
Dimensions (mm): 1 Gang: 86 (W) x 86 (H) x 4 (D)

Understanding the code:
SIN - Insert Prefix 036 - Product No BK - Insert Colour SS - 'Ingot' Switch Finish (if applicable).
PW White, BK Black.
SCP - Definity™ Cover Plate Prefix 436 - Product No SS - Plate Colour.
BS Brushed Stainless, CH Polished Chrome, SS Stainless Steel, MW Metal White, MB Metal Black, PW White, BK Matt Black

Insert Design



UK 13A 1 Gang Double Pole Switched Socket Outlet



UK 13A 2 Gang Double Pole Switched Socket Outlet

Select either a Standard or Ingot Insert

Standard Insert
SIN035BK - Black
SIN035PW - White

Ingot Switch Insert
SIN535BKBS
Black & Brushed Stainless
SIN535BKCH
Black & Chrome
SIN535BKSS
Black & Stainless Steel
SIN535GYBS
White & Brushed Stainless
SIN535PWCH
White & Chrome
SIN535PWSS
White & Stainless Steel
SIN535PWBS
Grey & Brushed Stainless
SIN535GYSS
Grey & Stainless Steel

Standard Insert
SIN036BK - Black
SIN036PW - White
SIN036RD - Red

Ingot Switch Insert
SIN536BKBS
Black & Brushed Stainless
SIN536BKCH
Black & Chrome
SIN536BKSS
Black & Stainless Steel
SIN536PWBS
White & Brushed Stainless
SIN536PWCH
White & Chrome
SIN536PWSS
White & Stainless Steel
SIN536GYBS
Grey & Brushed Stainless
SIN536GYSS
Grey & Stainless Steel

Cover Plate

UK 13A 1 Gang Switched Socket Outlet Cover Plate

SCP435



UK 13A 2 Gang Switched Socket Outlet Cover Plate

SCP436



Available in Red (RD)

Standards: BS 1363-2
Back Box Depth (mm): 35 **Cable Size (mm²):** 3 x 2.5 or 2 x 4
Dimensions (mm): 1 Gang: 86 (W) x 86 (H) x 4 (D) 2 Gang: 146 (W) x 86 (H) x 4 (D)

Understanding the code:
SIN - Insert Prefix **036** - Product No **BK** - Insert Colour **SS** - 'Ingot' Switch Finish (if applicable).
PW White, BK Black, GY Grey (Grey is Ingot only)
SCP - Definity™ Cover Plate Prefix **436** - Product No **SS** - Plate Colour.
BS Brushed Stainless, CH Polished Chrome, SS Stainless Steel, MW Metal White, MB Metal Black, PW White, BK Matt Black

Safety Shutter Sockets (Excluding USB options) are only available for sale in the Republic of Ireland.

Insert Design



13A 1 Gang DP Switched Safety Shutter Socket Outlet Insert



13A 2 Gang DP Switched Safety Shutter Socket Outlet (Twin Earth) Insert

Select either a Standard or Ingot Insert

Standard Insert
SIN1035BK - Black
SIN1035PW - White

Ingot Switch Insert
SIN1535BKBS
Black & Brushed Stainless
SIN1535BKCH
Black & Chrome
SIN1535BKSS
Black & Stainless Steel
SIN1535PWBS
White & Brushed Stainless
SIN1535PWCH
White & Chrome
SIN1535PWSS
White & Stainless Steel

Standard Insert
SIN1036BK - Black
SIN1036PW - White

Ingot Switch Insert
SIN1536BKBS
Black & Brushed Stainless
SIN1536BKCH
Black & Chrome
SIN1536BKSS
Black & Stainless Steel
SIN1536PWBS
White & Brushed Stainless
SIN1536PWCH
White & Chrome
SIN1536PWSS
White & Stainless Steel

Cover Plate

13A 1 Gang Switched Safety Shutter Socket Cover Plate

SCP835



13A 2 Gang Switched Socket Cover Plate

SCP436



Available in Red (RD)

Standards: BS 1363-2
Back Box Depth (mm): 35 **Cable Size (mm²):** 3 x 2.5 or 2 x 4
Dimensions (mm): 1 Gang: 86 (W) x 86 (H) x 4 (D) 2 Gang: 146 (W) x 86 (H) x 4 (D)

Understanding the code:
SIN - Insert Prefix **036** - Product No **BK** - Insert Colour **SS** - 'Ingot' Switch Finish (if applicable).
PW White, BK Black, GY Grey (Grey is Ingot only)
SCP - Definity™ Cover Plate Prefix **436** - Product No **SS** - Plate Colour.
BS Brushed Stainless, CH Polished Chrome, SS Stainless Steel, MW Metal White, MB Metal Black, PW White, BK Matt Black

Safety Shutter Sockets (Excluding USB options) are only available for sale in the Republic of Ireland.

Insert Design



13A 2 Gang DP Switched Safety Shutter Socket Outlet With Outboard Rockers (Twin Earth) Insert



13A 2 Gang DP Switched Safety Shutter Socket Outlet With Outboard Rockers & Neons (Twin Earth) Insert



UK 13A 1 Gang Switched Socket Outlet with 2.1A USB Outlet

Select either a Standard or Ingot Insert

Standard Insert
SIN1836BK - Black
SIN1836PW - White

Ingot Switch Insert
SIN1836BKBS
Black & Brushed Stainless
SIN1836BKCH
Black & Chrome
SIN1836BKSS
Black & Stainless Steel
SIN1836PWBS
White & Brushed Stainless
SIN1836PWCH
White & Chrome
SIN1836PWSS
White & Stainless Steel

Standard Insert
SIN1840BK - Black
SIN1840PW - White

Standard Insert
SIN771UBK - Black
SIN771UPW - White

Ingot Switch Insert
SIN571UBKBS
Black & Brushed Stainless
SIN571UBKCH
Black & Chrome
SIN571UBKSS
Black & Stainless Steel
SIN571UPWBS
White & Brushed Stainless
SIN571UPWCH
White & Chrome
SIN571UPWSS
White & Stainless Steel
SIN571UGYBS
Grey & Brushed Stainless
SIN571UGYSS
Grey & Stainless Steel

Cover Plate

13A 2 Gang Outboard Switched Safety Shutter Socket Cover Plate



SCP840

UK 13A 1 Gang Switched Socket Outlet with 2.1A USB Outlet Cover Plate



SCP471U

Standards: BS 1363-2:771U; BS 1363-2:2016 +A1:2018 BS EN IEC 62368-1 BS EN 62680-1-1
Back Box Depth (mm): 35 **Cable Size (mm²):** 3 x 2.5 or 2 x 4
Dimensions (mm): 1 Gang: 86 (W) x 86 (H) x 4 (D) 2 Gang: 146 (W) x 86 (H) x 4 (D)

Understanding the code:

SIN - Insert Prefix **036** - Product No **BK** - Insert Colour **SS** - 'Ingot' Switch Finish (if applicable).

PW White, BK Black, GY Grey (Grey is Ingot only)

SCP - Definity™ Cover Plate Prefix **436** - Product No **SS** - Plate Colour.

BS Brushed Stainless, CH Polished Chrome, SS Stainless Steel, MW Metal White, MB Metal Black, PW White, BK Matt Black

Safety Shutter Sockets (Excluding USB options) are only available for sale in the Republic of Ireland.

Insert Design



UK 13A 2 Gang Switched Socket Outlet with 2.1A USB Outlet



UK 13A 2 Gang Switched Socket Outlet with Twin 2.1A USB Outlets



13A 2 Gang Switched Safety Shutter Socket Outlet With Type A & C USB (4.2A) Outlets (Twin Earth) Insert

Select either a Standard or Ingot Insert

Standard Insert
SIN770BK - Black
SIN770PW - White

Ingot Switch Insert
SIN570BKBS
Black & Brushed Stainless
SIN570BKCH
Black & Chrome
SIN570BKSS
Black & Stainless Steel
SIN570PWBS
White & Brushed Stainless
SIN570PWCH
White & Chrome
SIN570PWSS
White & Stainless Steel

Standard Insert
SIN780BK - Black
SIN780PW - White

Ingot Switch Insert
SIN580BKBS
Black & Brushed Stainless
SIN580BKCH
Black & Chrome
SIN580BKSS
Black & Stainless Steel
SIN580PWBS
White & Brushed Stainless
SIN580PWCH
White & Chrome
SIN580PWSS
White & Stainless Steel
SIN580GYBS
Grey & Brushed Stainless
SIN580GYSS
Grey & Stainless Steel

Standard Insert
SIN786BK - Black
SIN786PW - White

Ingot Switch Insert
SIN586BKBS
Black & Brushed Stainless
SIN586BKCH
Black & Chrome
SIN586BKSS
Black & Stainless Steel
SIN586PWBS
White & Brushed Stainless
SIN586PWCH
White & Chrome
SIN586PWSS
White & Stainless Steel
SIN586GYBS
Grey & Brushed Stainless
SIN586GYSS
Grey & Stainless Steel

Cover Plate

UK 13A 2 Gang Switched Socket Outlet with 2.1A USB Outlet Cover Plate



SCP470

UK 13A 2 Gang Switched Socket Outlet with Twin 2.1A USB Outlets Cover Plate



SCP480

UK 13A 2 Gang Switched Safety Shutter Socket Outlet With Type A & C USB (4.2A) Cover Plate



SCP486

Standards: BS 1363-2:2016 +A1:2018 BS EN IEC 62368-1 BS EN 62680-1-1
Back Box Depth (mm): 35 **Cable Size (mm²):** 3 x 2.5 or 2 x 4
Dimensions (mm): 1 Gang: 86 (W) x 86 (H) x 4 (D) 2 Gang: 146 (W) x 86 (H) x 4 (D)

Understanding the code:

SIN - Insert Prefix **036** - Product No **BK** - Insert Colour **SS** - 'Ingot' Switch Finish (if applicable).

PW White, BK Black, GY Grey (Grey is Ingot only)

SCP - Definity™ Cover Plate Prefix **436** - Product No **SS** - Plate Colour.

BS Brushed Stainless, CH Polished Chrome, SS Stainless Steel, MW Metal White, MB Metal Black, PW White, BK Matt Black

Insert Design



13A Fused Connection Unit with Flex Outlet



13A Fused Connection Unit Double Pole Switched with Flex Outlet



13A Fused Connection Unit Double Pole Switched with Flex Outlet & Neon



13A Fused Connection Unit with Flex Outlet & Neon

Select either a Standard or Ingot Insert

Standard Insert
SIN050BK - Black
SIN050PW - White

Standard Insert
SIN051BK - Black
SIN051PW - White

Standard Insert
SIN052BK - Black
SIN052PW - White

Standard Insert
SIN053BK - Black
SIN053PW - White

Ingot Switch Insert
SIN550BKBS Black & Brushed Stainless
SIN550BKCH Black & Chrome
SIN550BKSS Black & Stainless Steel
SIN550PWBS White & Brushed Stainless
SIN550PWCH White & Chrome
SIN550PWSS White & Stainless Steel
SIN550GYBS Grey & Brushed Stainless
SIN550GYSS Grey & Stainless Steel

Ingot Switch Insert
SIN551BKBS Black & Brushed Stainless
SIN551BKCH Black & Chrome
SIN551BKSS Black & Stainless Steel
SIN551PWBS White & Brushed Stainless
SIN551PWCH White & Chrome
SIN551PWSS White & Stainless Steel
SIN551GYBS Grey & Brushed Stainless
SIN551GYSS Grey & Stainless Steel

Ingot Switch Insert
SIN552BKBS Black & Brushed Stainless
SIN552BKCH Black & Chrome
SIN552BKSS Black & Stainless Steel
SIN552PWBS White & Brushed Stainless
SIN552PWCH White & Chrome
SIN552PWSS White & Stainless Steel
SIN552GYBS Grey & Brushed Stainless
SIN552GYSS Grey & Stainless Steel

Ingot Switch Insert
SIN553BKBS Black & Brushed Stainless
SIN553BKCH Black & Chrome
SIN553BKSS Black & Stainless Steel
SIN553PWBS White & Brushed Stainless
SIN553PWCH White & Chrome
SIN553PWSS White & Stainless Steel
SIN553GYBS Grey & Brushed Stainless
SIN553GYSS Grey & Stainless Steel

Cover Plate

13A FCU with Flex Outlet Cover Plate
SCP150



13A FCU Switched with Flex Outlet Cover Plate
SCP151



13A FCU Switched with Flex Outlet & Neon Cover Plate
SCP152



13A FCU with Flex Outlet & Neon Cover Plate
SCP153



Standards: BS 1363-4 BS 1362
Back Box Depth (mm): 35 Cable Size (mm²): 3 x 2.5 or 2 x 4
Dimensions (mm): 1 Gang: 86 (W) x 86 (H) x 4 (D)

Understanding the code:
SIN - Insert Prefix 036 - Product No BK - Insert Colour SS - 'Ingot' Switch Finish (if applicable).
PW White, BK Black, GY Grey (Grey is Ingot only)
SCP - Definity™ Cover Plate Prefix 436 - Product No SS - Plate Colour.
BS Brushed Stainless, CH Polished Chrome, SS Stainless Steel, MW Metal White, MB Metal Black, PW White, BK Matt Black

Insert Design



13A Fused Connection Unit



13A Fused Connection Unit, Double Pole Switched



13A Fused Connection Unit, Double Pole Switched with Neon



13A Fused Connection Unit with Neon

Select either a Standard or Ingot Insert

Standard Insert
SIN650BK - Black
SIN650PW - White

Standard Insert
SIN651BK - Black
SIN651PW - White

Standard Insert
SIN652BK - Black
SIN652PW - White

Standard Insert
SIN653BK - Black
SIN653PW - White

Ingot Switch Insert
SIN750BKBS Black & Brushed Stainless
SIN750BKCH Black & Chrome
SIN750BKSS Black & Stainless Steel
SIN750PWBS White & Brushed Stainless
SIN750PWCH White & Chrome
SIN750PWSS White & Stainless Steel
SIN750GYBS Grey & Brushed Stainless
SIN750GYSS Grey & Stainless Steel

Ingot Switch Insert
SIN751BKBS Black & Brushed Stainless
SIN751BKCH Black & Chrome
SIN751BKSS Black & Stainless Steel
SIN751PWBS White & Brushed Stainless
SIN751PWCH White & Chrome
SIN751PWSS White & Stainless Steel
SIN751GYBS Grey & Brushed Stainless
SIN751GYSS Grey & Stainless Steel

Ingot Switch Insert
SIN752BKBS Black & Brushed Stainless
SIN752BKCH Black & Chrome
SIN752BKSS Black & Stainless Steel
SIN752PWBS White & Brushed Stainless
SIN752PWCH White & Chrome
SIN752PWSS White & Stainless Steel
SIN752GYBS Grey & Brushed Stainless
SIN752GYSS Grey & Stainless Steel

Ingot Switch Insert
SIN753BKBS Black & Brushed Stainless
SIN753BKCH Black & Chrome
SIN753BKSS Black & Stainless Steel
SIN753PWBS White & Brushed Stainless
SIN753PWCH White & Chrome
SIN753PWSS White & Stainless Steel
SIN753GYBS Grey & Brushed Stainless
SIN753GYSS Grey & Stainless Steel

Cover Plate

13A FCU Cover Plate
SCP250



13A FCU Switched Cover Plate
SCP251



13A FCU Switched with Neon Cover Plate
SCP252



13A FCU with Neon Cover Plate
SCP253



Standards: BS 1363-4 BS 1362
Back Box Depth (mm): 35 Cable Size (mm²): 3 x 2.5 or 2 x 4
Dimensions (mm): 1 Gang: 86 (W) x 86 (H) x 4 (D)

Understanding the code:
SIN - Insert Prefix 036 - Product No BK - Insert Colour SS - 'Ingot' Switch Finish (if applicable).
PW White, BK Black, GY Grey (Grey is Ingot only)
SCP - Definity™ Cover Plate Prefix 436 - Product No SS - Plate Colour.
BS Brushed Stainless, CH Polished Chrome, SS Stainless Steel, MW Metal White, MB Metal Black, PW White, BK Matt Black

Insert Design



13A Fused Connection Unit with Flex Outlet



13A Fused Connection Unit, Double Pole Switched with Flex Outlet



13A Fused Connection Unit, Double Pole Switched with Flex Outlet & Neon



13A Fused Connection Unit with Flex Outlet & Neon

Select a Standard Insert

Lockable

Standard Insert
SIN250BK - Black
SIN250PW - White

Lockable

Standard Insert
SIN251BK - Black
SIN251PW - White

Lockable

Standard Insert
SIN252BK - Black
SIN252PW - White

Lockable

Standard Insert
SIN253BK - Black
SIN253PW - White

Cover Plate

13A FCU with Flex Outlet Cover Plate

SCP350



Available in Red (RD)

13A FCU Switched with Flex Outlet Cover Plate

SCP351



Available in Red (RD)

13A FCU Switched with Flex Outlet & Neon Cover Plate

SCP352



13A FCU with Flex Outlet & Neon Cover Plate

SCP353



Standards: BS 1363-4 BS 1362
Back Box Depth (mm): 35 Cable Size (mm²): 3 x 2.5 or 2 x 4
Dimensions (mm): 1 Gang: 86 (W) x 86 (H) x 4 (D)

Understanding the code:
SIN - Insert Prefix 036 - Product No BK - Insert Colour SS - 'Ingot' Switch Finish (if applicable).
PW White, BK Black.
SCP - Definity™ Cover Plate Prefix 436 - Product No SS - Plate Colour.
BS Brushed Stainless, CH Polished Chrome, SS Stainless Steel, MW Metal White, MB Metal Black, PW White, BK Matt Black

Insert Design



13A Fused Connection Unit



13A Fused Connection Unit, Double Pole Switched



13A Fused Connection Unit, Double Pole Switched with Neon



13A Fused Connection Unit with Neon

Select a Standard Insert

Lockable

Standard Insert
SIN850BK - Black
SIN850PW - White

Lockable

Standard Insert
SIN851BK - Black
SIN851PW - White

Lockable

Standard Insert
SIN852BK - Black
SIN852PW - White

Lockable

Standard Insert
SIN853BK - Black
SIN853PW - White

Cover Plate

13A FCU Cover Plate

SCP450



13A FCU Switched Cover Plate

SCP451



13A FCU Switched with Neon Cover Plate

SCP452



13A FCU with Neon Cover Plate

SCP453



Standards: BS 1363-4 BS 1362
Back Box Depth (mm): 35 Cable Size (mm²): 3 x 2.5 or 2 x 4
Dimensions (mm): 1 Gang: 86 (W) x 86 (H) x 4 (D)

Understanding the code:
SIN - Insert Prefix 036 - Product No BK - Insert Colour SS - 'Ingot' Switch Finish (if applicable).
PW White, BK Black.
SCP - Definity™ Cover Plate Prefix 436 - Product No SS - Plate Colour.
BS Brushed Stainless, CH Polished Chrome, SS Stainless Steel, MW Metal White, MB Metal Black, PW White, BK Matt Black

Insert Design



3A Fused Connection Unit with Flex Outlet



3A Fused Connection Unit Double Pole Switched with Flex Outlet



45A Double Pole Switch (Single Plate)



45A Double Pole Switch with Neon (Single Plate)

Select either a Standard or Ingot Insert

Lockable
Standard Insert
SIN249RD - Red

Lockable
Standard Insert
SIN256RD - Red

Standard Insert
SIN200BK - Black
SIN200PW - White

Standard Insert
SIN201BK - Black
SIN201PW - White

Ingot Switch Insert
SIN500BKBS Black & Brushed Stainless
SIN500BKCH Black & Chrome
SIN500BKSS Black & Stainless Steel
SIN500PWBS White & Brushed Stainless
SIN500PWCH White & Chrome
SIN500PWSS White & Stainless Steel
SIN500GYBS Grey & Brushed Stainless
SIN500GYSS Grey & Stainless Steel

Ingot Switch Insert
SIN501BKBS Black & Brushed Stainless
SIN501BKCH Black & Chrome
SIN501BKSS Black & Stainless Steel
SIN501PWBS White & Brushed Stainless
SIN501PWCH White & Chrome
SIN501PWSS White & Stainless Steel
SIN501GYBS Grey & Brushed Stainless
SIN501GYSS Grey & Stainless Steel

Cover Plate

13A FCU with Flex Outlet Cover Plate

SCP350



Available in Red (RD)

13A FCU Switched with Flex Outlet Cover Plate

SCP351



Available in Red (RD)

45A Switch Cover Plate

SCP200



45A Switch with Neon Cover Plate

SCP201



Standards: BS EN 60669-1 249 256: BS 1363-4 BS 1362
Back Box Depth (mm): 47 249 256: 35 Cable Size (mm²): 1 x 16 249 256: 3 x 2.5 or 2 x 4
Dimensions (mm): 1 Gang: 86 (W) x 86 (H) x 4 (D)

Understanding the code:

SIN - Insert Prefix 036 - Product No BK - Insert Colour SS - 'Ingot' Switch Finish (if applicable).

PW White, BK Black, GY Grey (Grey is Ingot only)

SCP - Definity™ Cover Plate Prefix 436 - Product No SS - Plate Colour.

BS Brushed Stainless, CH Polished Chrome, SS Stainless Steel, MW Metal White, MB Metal Black, PW White, BK Matt Black

Insert Design



45A Double Pole Switch (Vertical Double Plate)



45A Double Pole Switch with Neon (Vertical Double Plate)



45A Double Pole Switch with 13A Double Pole Switched Socket Outlet



45A Double Pole Switch with 13A Double Pole Switched Socket Outlet & Neons

Select either a Standard or Ingot Insert

Standard Insert
SIN202BK - Black
SIN202PW - White

Standard Insert
SIN203BK - Black
SIN203PW - White

Standard Insert
SIN204BK - Black
SIN204PW - White

Standard Insert
SIN205BK - Black
SIN205PW - White

Ingot Switch Insert
SIN502BKBS Black & Brushed Stainless
SIN502BKCH Black & Chrome
SIN502BKSS Black & Stainless Steel
SIN502PWBS White & Brushed Stainless
SIN502PWCH White & Chrome
SIN502PWSS White & Stainless Steel
SIN502GYBS Grey & Brushed Stainless
SIN502GYSS Grey & Stainless Steel

Ingot Switch Insert
SIN503BKBS Black & Brushed Stainless
SIN503BKCH Black & Chrome
SIN503BKSS Black & Stainless Steel
SIN503PWBS White & Brushed Stainless
SIN503PWCH White & Chrome
SIN503PWSS White & Stainless Steel
SIN503GYBS Grey & Brushed Stainless
SIN503GYSS Grey & Stainless Steel

Ingot Switch Insert
SIN504BKBS Black & Brushed Stainless
SIN504BKCH Black & Chrome
SIN504BKSS Black & Stainless Steel
SIN504PWBS White & Brushed Stainless
SIN504PWCH White & Chrome
SIN504PWSS White & Stainless Steel
SIN504GYBS Grey & Brushed Stainless
SIN504GYSS Grey & Stainless Steel

Ingot Switch Insert
SIN505BKBS Black & Brushed Stainless
SIN505BKCH Black & Chrome
SIN505BKSS Black & Stainless Steel
SIN505PWBS White & Brushed Stainless
SIN505PWCH White & Chrome
SIN505PWSS White & Stainless Steel
SIN505GYBS Grey & Brushed Stainless
SIN505GYSS Grey & Stainless Steel

Cover Plate

45A Switch Vertical Double Cover Plate

SCP202



45A Switch Vertical Double Cover Plate with Neon

SCP203



45A Switch with Switch Socket Outlet Cover Plate

SCP204



45A Switch with Switch Socket Outlet with Neons Cover Plate

SCP205



Standards: BS EN 60669-1 204 205 504 505: BS 4177
Back Box Depth (mm): 47 Cable Size (mm²): 1 x 16
Dimensions (mm): 2 Gang: 146 (W) x 86 (H) x 4 (D) 202 203: 86 (W) x 146 (H) x 4 (D)

Understanding the code:

SIN - Insert Prefix 036 - Product No BK - Insert Colour SS - 'Ingot' Switch Finish (if applicable).

PW White, BK Black, GY Grey (Grey is Ingot only)

SCP - Definity™ Cover Plate Prefix 436 - Product No SS - Plate Colour.

BS Brushed Stainless, CH Polished Chrome, SS Stainless Steel, MW Metal White, MB Metal Black, PW White, BK Matt Black

Insert Design



1 Gang
Blank Plate



2 Gang
Blank Plate



Single RJ11 Telephone
Outlet (US/Irish)

Select a Standard Insert

Standard Insert
SIN060BK - Black
SIN060PW - White

Standard Insert
SIN061BK - Black
SIN061PW - White

Standard Insert
SIN115BK - Black
SIN115PW - White

Cover Plate

1 Gang Blank
Cover Plate
SCP060



2 Gang Blank
Cover Plate
SCP061



Single RJ11 Socket Outlet Cover
Plate
SCP115



Standards: 060 061: BS 5733
Back Box Depth (mm): 060: 16 061: 25 115: 47 Termination Type: 115: Screw
Dimensions (mm): 1 Gang: 86 (W) x 86 (H) x 4 (D) 2 Gang: 146 (W) x 86 (H) x 4 (D)

Understanding the code:
SIN - Insert Prefix 036 - Product No BK - Insert Colour SS - 'Ingot' Switch Finish (if applicable).
PW White, BK Black.
SCP - Definity™ Cover Plate Prefix 436 - Product No SS - Plate Colour.
BS Brushed Stainless, CH Polished Chrome, SS Stainless Steel, MW Metal White, MB Metal Black, PW White, BK Matt Black

Insert Design



Single Telephone
Master



Single Telephone
Secondary



Twin Telephone
Master



Twin Telephone
Secondary

Select a Standard Insert

Standard Insert
SIN120BK - Black
SIN120PW - White

Standard Insert
SIN125BK - Black
SIN125PW - White

Standard Insert
SIN121BK - Black
SIN121PW - White

Standard Insert
SIN126BK - Black
SIN126PW - White

Cover Plate

Single Telephone Outlet Cover Plate
SCP120



Twin Telephone Outlet Cover Plate
SCP121



Back Box Depth (mm): 25 Termination Type: IDC
Dimensions (mm): 1 Gang: 86 (W) x 86 (H) x 4 (D)

Understanding the code:
SIN - Insert Prefix 036 - Product No BK - Insert Colour SS - 'Ingot' Switch Finish (if applicable).
PW White, BK Black.
SCP - Definity™ Cover Plate Prefix 436 - Product No SS - Plate Colour.
BS Brushed Stainless, CH Polished Chrome, SS Stainless Steel, MW Metal White, MB Metal Black, PW White, BK Matt Black

Insert Design



Single Coaxial Socket Outlet (Unshielded)



Single 'Isolated' Coaxial Socket Outlet (Unshielded)



Single Satellite 'F' Outlet (Unshielded)

Select a Standard Insert

Standard Insert
SIN065BK - Black
SIN065PW - White

Standard Insert
SIN158BK - Black
SIN158PW - White

Standard Insert
SIN156BK - Black
SIN156PW - White

Cover Plate

Single Coaxial / Satellite Outlet Cover Plate
SCP231



Back Box Depth (mm): 25
Dimensions (mm): 1 Gang: 86 (W) x 86 (H) x 4 (D)

Understanding the code:
SIN - Insert Prefix 036 - Product No BK - Insert Colour SS - 'Ingot' Switch Finish (if applicable).
PW White, BK Black.
SCP - Definity™ Cover Plate Prefix 436 - Product No SS - Plate Colour.
BS Brushed Stainless, CH Polished Chrome, SS Stainless Steel, MW Metal White, MB Metal Black, PW White, BK Matt Black

Insert Design



Twin Coaxial Socket Outlet (Unshielded)



Twin 'Isolated' Coaxial Socket Outlet (Unshielded)



'Isolated' Coaxial & Satellite 'F' Socket Outlet (Unshielded)



'Non-Isolated' Coaxial & Satellite 'F' Socket Outlet (Unshielded)

Select a Standard Insert

Standard Insert
SIN066BK - Black
SIN066PW - White

Standard Insert
SIN159BK - Black
SIN159PW - White

Standard Insert
SIN157BK - Black
SIN157PW - White

Standard Insert
SIN170BK - Black
SIN170PW - White

Cover Plate

Twin Coaxial / Satellite Outlet Cover Plate
SCP232



Back Box Depth (mm): 25
Dimensions (mm): 1 Gang: 86 (W) x 86 (H) x 4 (D)

Understanding the code:
SIN - Insert Prefix 036 - Product No BK - Insert Colour SS - 'Ingot' Switch Finish (if applicable).
PW White, BK Black.
SCP - Definity™ Cover Plate Prefix 436 - Product No SS - Plate Colour.
BS Brushed Stainless, CH Polished Chrome, SS Stainless Steel, MW Metal White, MB Metal Black, PW White, BK Matt Black

Insert Design



Single Plate
Single New Media™
Module Aperture



Single Plate
Twin New Media™
Module Aperture



Double Plate
Quad New Media™
Module Aperture

Select a Standard Insert

Standard Insert
SIN310BK

Standard Insert
SIN311BK

Standard Insert
SIN312BK

Cover Plate

Single Plate Single
New Media™ Module
Aperture Cover Plate

SCP310



Single Plate Twin
New Media™ Module
Aperture Cover Plate

SCP311



Double Plate Quad
New Media™ Module
Aperture Cover Plate

SCP312



Back Box Depth (mm): Dependent On Modules Fitted
Dimensions (mm): 1 Gang: 86 (W) x 86 (H) x 4 (D) 2 Gang: 146 (W) x 86 (H) x 4 (D)

Understanding the code:

SIN - Insert Prefix **036** - Product No **BK** - Insert Colour **SS** - 'Ingot' Switch Finish (if applicable).

PW White, BK Black.

SCP - Definity™ Cover Plate Prefix **436** - Product No **SS** - Plate Colour.

BS Brushed Stainless, CH Polished Chrome, SS Stainless Steel, MW Metal White, MB Metal Black, PW White, BK Matt Black



WA092



WA094



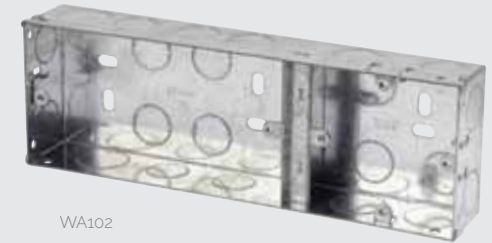
WA095



SP640



WA099



WA102

For the complete range of back boxes see Essentials™ page N4.

essentials™

Galvanised Steel Back Boxes

- WA092** 1 Gang 16mm Deep Galvanised Steel K.O. Box
- WA093** 1 Gang 25mm Deep Galvanised Steel K.O. Box
- WA094** 2 Gang 25mm Deep Galvanised Steel K.O. Box
- WA095** 1 Gang 35mm Deep Galvanised Steel K.O. Box
- WA096** 2 Gang 35mm Deep Galvanised Steel K.O. Box

- WA097** 1 Gang 47mm Deep Galvanised Steel K.O. Box
- WA098** 2 Gang 47mm Deep Galvanised Steel K.O. Box
- WA099** 1 + 1 35mm Deep Dual Accessory Box
- WA102** 1 + 2 35mm Deep Dual Accessory Box

Longer Fixing Screws

- SP640BN** Define® M3.5 Dia. 40mm Long Screws (Bag 100)
- SP640CH** Define® M3.5 Dia. 40mm Long Screws (Bag 100)

Standards: BS 4662 640: ISO 2010

Dimensions (mm): 092: 70 (W) x 70 (H) x 16 (D) 093: 70 (W) x 70 (H) x 25 (D) 094: 135 (W) x 70 (H) x 25 (D)
095: 70 (W) x 70 (H) x 35 (D) 096: 135 (W) x 70 (H) x 35 (D) 097: 70 (W) x 70 (H) x 47 (D) 098: 135 (W) x 70 (H) x 47 (D)
099: 158 (W) x 74 (H) x 35 (D) 102: 220 (W) x 74 (H) x 35 (D)



WA4247

WA106P

WA107P

GA100

FlameGuard® Dry Lining Boxes

- WA4135 1 Gang 35mm Deep FlameGuard® Dry Lining Box
- WA4147 1 Gang 47mm Deep FlameGuard® Dry Lining Box
- WA4235 2 Gang 35mm Deep FlameGuard® Dry Lining Box
- WA4247 2 Gang 47mm Deep FlameGuard® Dry Lining Box

Dry Lining Boxes (Sprung Fixing Lugs)

- WA087SF 1 Gang 35mm Deep Dry Lining Box
- WA088SF 2 Gang 35mm Deep Dry Lining Box
- WA106SF 1 Gang 47mm Deep Dry Lining Box
- WA107SF 2 Gang 47mm Deep Dry Lining Box

Dry Lining Boxes

- WA087P 1 Gang 35mm Deep Dry Lining Box
- WA088P 2 Gang 35mm Deep Dry Lining Box
- WA106P 1 Gang 47mm Deep Dry Lining Box
- WA107P 2 Gang 47mm Deep Dry Lining Box
- WA108P Round Ceiling 34mm Deep Dry Lining Box

Ezylink' Dry Lining Boxes

- GA100 Ezylink' Dry Lining Box Connector
Suitable for use with WA087P, WA088P, WA106P & WA107P.

essentials™

For the complete range of back boxes see Essentials™ page N4.
For the complete range of longer fixing screws see Essentials™ page Ng.

Dimensions (mm): 095:94.3 (W) x 94.3 (H) x 11 (D)096: 152.3 (W) x 94.3 (H) x 11 (D)

FlameGuard® back boxes have been tested and conform to both fire and acoustic BS EN standards. Fire: BS EN 1364-1 Acoustic: BS EN ISO 140-2. Complies with Building Regulations Fire tested up to 90 minutes with the cabability of the boxes being mounted back to back.