



Making your home smarter

ClickSmart⁺

ClickSmart⁺

Making your home smarter

Can you imagine how your home could integrate itself into your daily life? Click Smart+, Scolmore's leading smart home brand, has been created to simplify and streamline your home life via the use of integrated technology.

Click Smart+ boasts an elite range of smart home products. Utilising Zigbee technology & WIFI to offer smart home solutions to new and existing wiring installations.

The possibilities of Click Smart+ are endless, but the set up, whether with WIFI or with Zigbee, is simple when using our Click Smart+ app.



Contents

Introduction	A4
Set up guide	A8
Smart Hub	A11
Smart Hub	A13
Smart GridPro Modules	A16
Smart Camera	A17
Smart Sensors	A18
Smart Switching Receivers	A21
Smart Dimming Receivers	A22
Switching Sockets	A23
Switching Sockets Kits	A29
Switching FCU	A31
Plug-in Socket	A32



Antiviral & Antibacterial Certified

Our Mode® products within the Click Smart+ range are manufactured using Urea Formaldehyde, which has similar inherent properties to antimicrobial additives that inhibit the growth of infectious diseases.

These products have been independently tested and have shown to have anti-viral properties against enveloped and non-enveloped viruses.

After a contact period of 4 hours, Mode® products within Click Smart+ were shown to have a 99.9% kill off rate against enveloped viruses and a 92% kill off rate against non-enveloped viruses.

All products independently tested achieved a 99.99% kill off rate across all four types of the strains of bacteria - MRSA, E-Coli, Salmonella, Klebsiella Pneumonia and enveloped viruses.

Click Smart+ app
for ios & android



Get to know us



With Click Smart+ we create simple, beautiful smart solutions for a safer and more comfortable home. We have many products to meet all of your household needs.

Discover a whole range of smart home products. From smart sockets, cameras, sensors and receivers, all working together to make your home smarter.

The installation of Click Smart+ is simple & flexible, no additional cables or wall cutting is needed making it ideal for installation within existing or newly constructed buildings.

Each smart product comes with easy to follow installation guides which are also accessible through the new Click Smart+ app.

Make your home smarter, more comfortable and safer with any of our smart products. Why not get creative and take control of your home?

 Look out for the Click Smart+ icon...

Products with this icon are compatible across the whole Click Smart+ range.

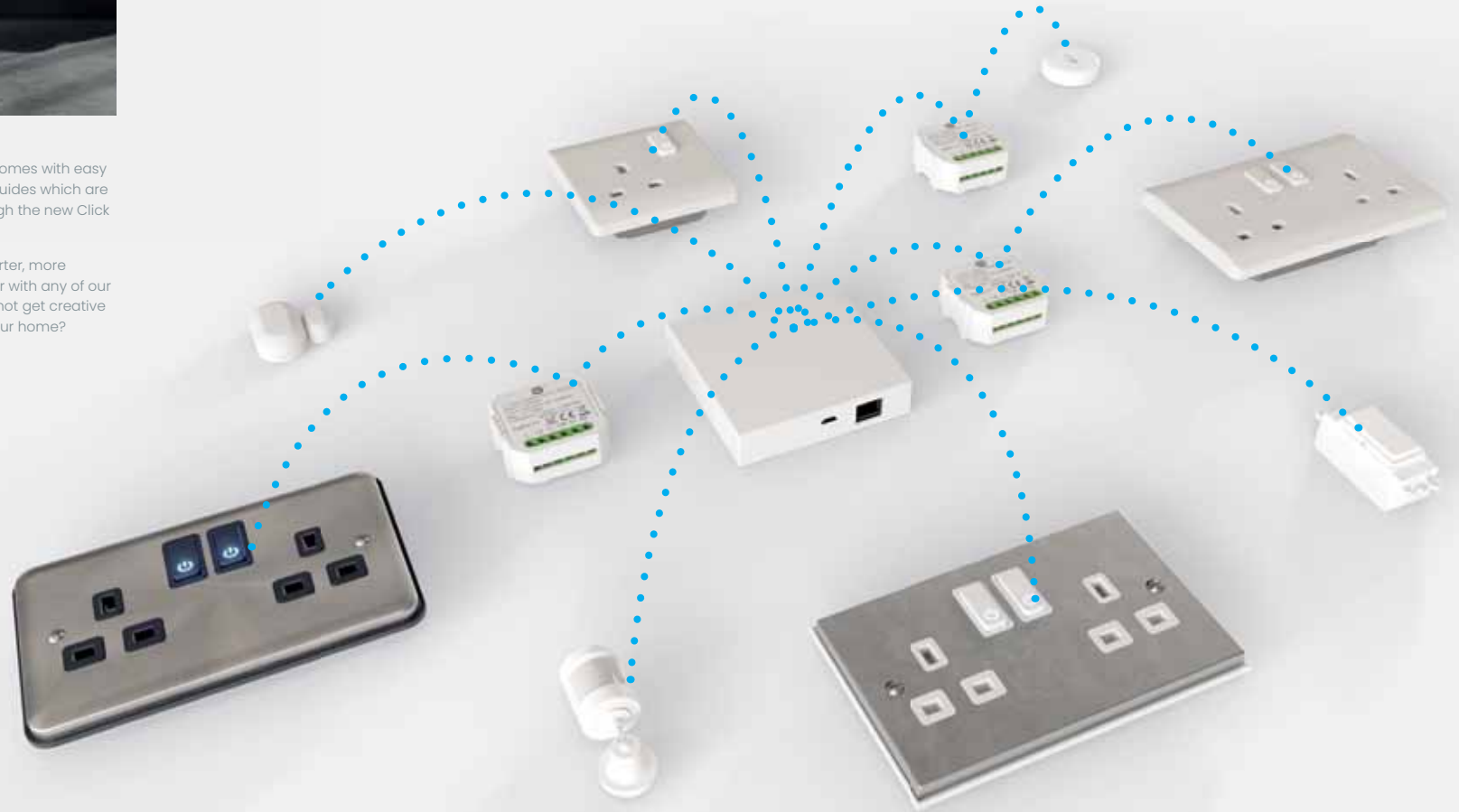
Get smart with Zigbee

Zigbee devices can send and receive data between other Zigbee devices and the Hub. This means you can daisy chain smart devices and link them to a central hub, even when some of these devices are out of (direct) range of that hub.*

Zigbee increases flexibility for users and developers, delivering the confidence that products and services will work together through standardisation and testing.

A mesh network/daisy chain is when a network connection is spread out among wireless devices that can communicate with each other and share a network across a large area.

Zigbee's ability to support mesh networking means it can boost data transmission range and provide greater stability (even when a single connected device fails and doesn't work).



*Click Smart Plus works on a Tree-based Wireless Mesh Network. Battery operated devices cannot boost the data transmission range.

Get Creative

Automate your home with the Click Smart+ app.

'Tap to Run' Smart Scenes

Tap-to-run also known as 'Scenes' enables you to run multiple devices with a single tap of a button (within the Click Smart+ app). Think of this as one switch for a group of products.

For example you can create a Tap-to-run called 'Good Evening' which turns all your smart products on at once, instead of manually tapping each product within the app. Tap-to-runs can also control delay timings.

To control your Click Smart+ products through voice control you must have an Amazon Alexa speaker or a Google Home Speaker set up in your home and connected to the Click Smart+ app.



'Automation' Smart Scenes

Automations control your devices automatically when a condition is changed.

For example, you could programme a PIR detector with a switching receiver. When the PIR detector senses movement the automation (set up in the Click Smart+ app) can tell the switching receiver to turn 'ON' automatically.

Automations also allow you to set up timing Schedules for a group or singular smart products.

To control your Click Smart+ products through voice control you must have an Amazon Alexa speaker or a Google Home Speaker set up in your home and connected to the Click Smart+ app.



Stay Connected

Access your smart devices wherever you are and control them with Google or Alexa.

Control wherever you are

Peace of mind away from home. Easily check and change the status of your Click Smart+ devices wherever you are.



Hey Google!

Connect Click Smart+ to your existing Google Home devices. Just search for Click Smart+ in the Google Home app.



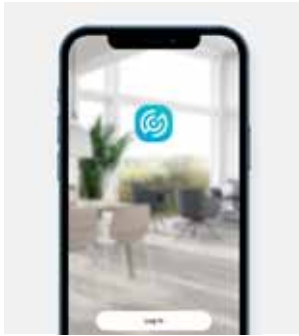
Alexa...

Have an Amazon smart speaker? Link your Click Smart+ devices in the Alexa app.



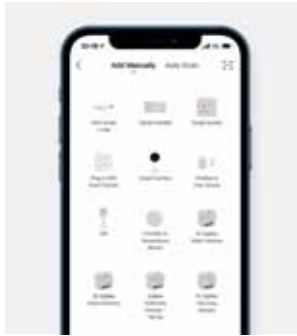
Start smart

Click Smart+ Hub - Set up Guide.



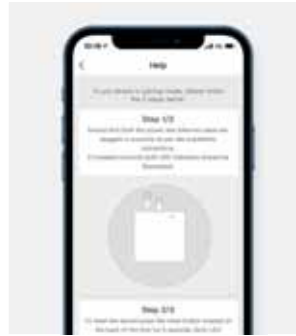
Click Smart+ App

Search and download the Click Smart+ app on ios or android devices. You will need the app to add, control and link all of your Click Smart+ devices.



Adding the Hub

Once you are in the Click Smart+ app press the '+' icon and choose the Smart Hub, or use the auto scan feature to automatically detect your device.



Complete Set Up

Once the app has found the Smart Hub simply follow the on screen instructions.

See your home, away from home

Click Smart+ Camera - Set up Guide.



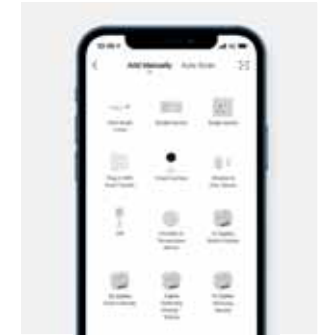
Power Up!

After finding your perfect location, simply plug in your camera to a standard UK socket outlet.



Pairing Mode

You should now see a solid red LED light, after 10 seconds you should hear a chime & see a flashing LED light. You are now in pairing mode.

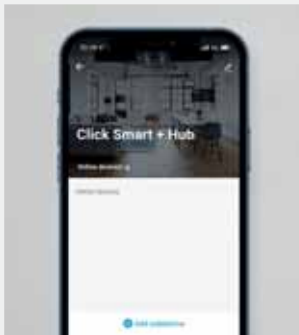


Complete Set Up

Open the Click Smart+ app and press the '+' icon and choose the Smart Camera. Then simply follow the on screen instructions.

Your home, your way

Click Smart+ Zigbee Products - Set up Guide.



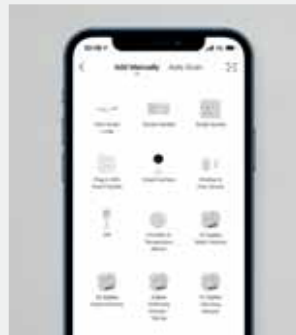
Click Smart+ Hub

Before setting up any Click Smart+ Zigbee supported products, please make sure you have set up your Smart Hub.



Installing

Once you have finished your installation, your Click Smart+ Zigbee supported product will automatically enter pairing mode.




Complete Set Up

Open the Click Smart+ app press the '+' icon and choose the correct product, or use the auto scan feature to automatically detect your device.

A smarter switch

Switching & Dimming Receivers - Set up Guide.



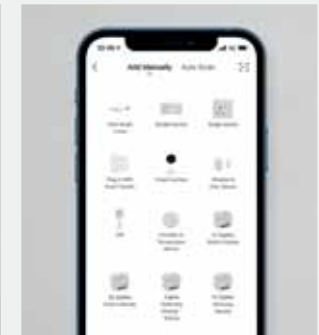
Dimming Receiver

Install the receiver as per the provided instructions. With the light switch off, press the retractive switch down and hold for 10 seconds. The LED light on the receiver will flash. You are now in pairing mode.



Switching Receiver

Once wired up, flick the switch on & off 5 times until the light no longer turns on or off. You will also be able to see a flashing LED on the receiver. You are now in pairing mode.



Complete Set Up

Open the Click Smart+ app press the '+' icon and choose the correct receiver, or use the auto scan feature to automatically detect your device.



CSP010

Rated Voltage (V (Ue))

1.8 - 3.3

Working Humidity

10%-90%RH (Non-condensing)

Protocol

Zigbee

Wireless Technology

WiFi 801.11 b/g/n

Signal Transmission Frequency

400MHz

Operational Temperature (°C)

-10 to +55

Ingress Protection

IP20

Indicator Colour

Green

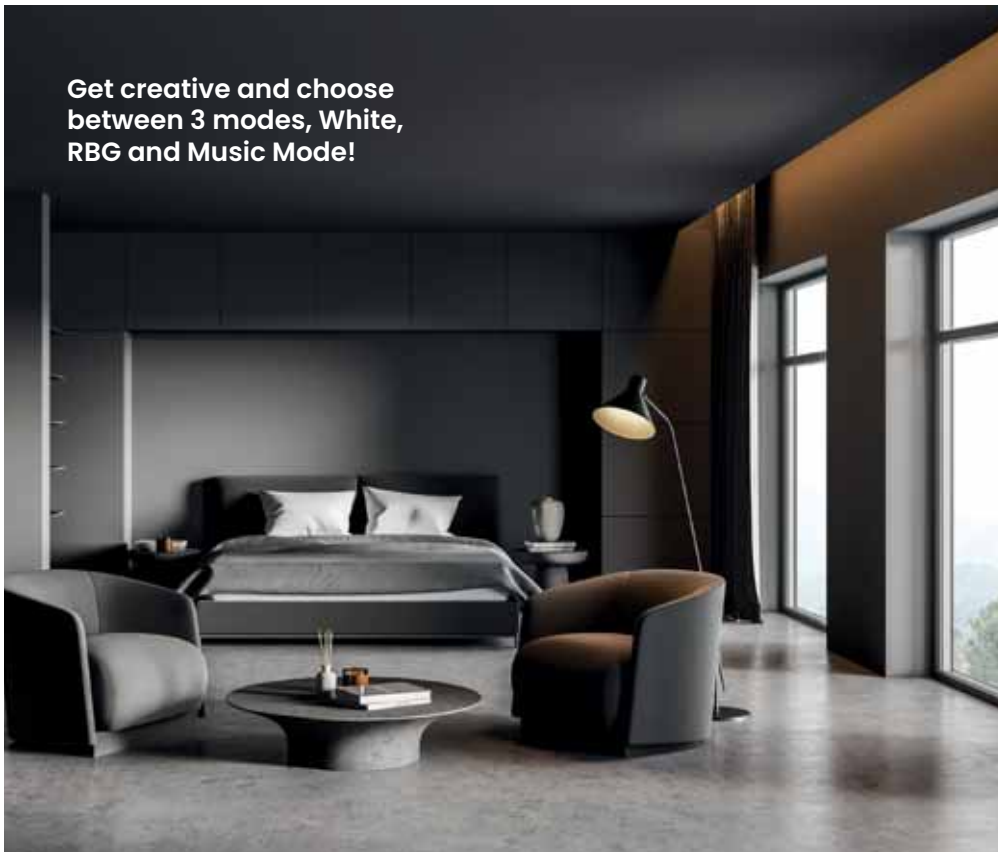
Smart Hub

CSP010 Smart Gateway Hub

Supplied with plug in adaptor, USB cable and ethernet cable
256 paired devices max.* (Depending on products connected)

Finish: White
Warranty (Years): 1
Dimensions (mm): 90 (L) x 90 (W) x 23 (D)
Standards: BS EN 60950-1 BS EN 55035 BS EN 61000-3-2 BS EN 61000-3-3 BS EN 62311

Get creative and choose between 3 modes, White, RBG and Music Mode!



Smart Controller

ClickSmart⁺



A13



CSP071

Load Rating (A)

8

Rated Voltage (V-) (Ue)

12 to 24

Standby Current (mA)

50

Protocol

Zigbee

Wireless Range

Up to 50 metre detection range (open air)

Signal Transmission Frequency

2.400 to 2.483GHz

Terminal Size (mm)

Screw

Terminal Capacity (mm)

1.5

Operational Temperature

-20 to +45

Ingress Protection

IP20

Indicator Colour

LED Strip Connected

LED Tape Controller

CSP071 Smart RGBW LED Tape Controller

Wireless Zigbee smart control
Control white or RGBW LED strip
LED driver provides the input power

Warranty (Years): 3

Dimensions (mm): 46 (W) x 18 (H) x 115 (L)

Standards: BS EN 62368-1 BS EN 62479 BS EN 50663 ETSI EN 301 489-1 ETSI EN 301 489-17 & EN 300 328 V2.2.2

Smart Switching

Click Smart+ GridPro® Modules

The Smart GridPro Scenario Switch is a wireless switching solution. It can work in conjunction with other ClickSmart+ devices to design and implement smart application scenarios.

Remote Switching

Configurable within the ClickSmart+ App for remote switching.

Wireless

Battery powered modules.

GridPro Module Design

Install via clip in method with yoke assembly or screw directly into the frontplate.



Wireless pairing to ClickSmart+ Switching and Dimming receivers

From simply turning on lights with a ClickSmart+ switching receiver (CSP041/CSP042), to turning on appliances with the ClickSmart+ smart sockets.



Available in white and black finishes

GRIDPRO
For more information on the GridPro® range see from page J1

Requires the CSP010 Smart Gateway Hub

Rated Voltage (DC)	3
Working Humidity	0%-90%RH
Protocol	Zigbee
Battery Type	CR 2032 (Supplied)
Wireless Range	Up To 50 metres (Open Air)
Signal Transmission Frequency	2.4GHz
Operational Temperature (°C)	-5 to +40
Ingress Protection	IP20
Indicator Colour	Blue

Smart GridPro Modules

- CSPGM2075PW** Smart GridPro Scenario Switch - Polar White
- CSPGM2075BK** Smart GridPro Scenario Switch - Black

Activate or Deactivate multiple smart products through the switch or app.
Create different scenarios based on number and length of presses
Pair smart devices together,

Warranty (Years): 2
Dimensions (mm): 24.5 (W) x 50 (H) x 22.5 (D)
Standards: BS EN 62368-1 BS EN 62479 BS EN 50663 ETSI EN 301 489-1 ETSI EN 301 489-17 & EN 300 328 V2.2.2

+

CSP020

Load Rating (A)	1
Rated Voltage (DC)	5
Working Humidity	≤95%
Resolution	1080p
Field Angle (°)	114 (Diagonal)
Aperture	F2.0 (Fixed)
Lens Zoom	2.8
Storage	128GB Max. (Micro SD Card - Not Supplied)
Protocol	WIFI
Signal Transmission Frequency	2.412 to 2.4835GHz
Operational Temperature (°C)	-10 to +45
Ingress Protection	IP20
Indicator Colour	Red / Green

Smart Camera

CSP020 Smart Camera


Motion detection available
7 metre night vision
Microphone & speaker (2 way push-to-talk)
Indoor use only
Plug-in adaptor supplied

Finish: White
Warranty (Years): 1
Dimensions (mm): 34 (W) x 58 (D) x 116 (H)
Standards: BS EN 60950-1 BS EN 55035 BS EN 61000-3-2 BS EN 61000-3-3 BS EN 62311

A18



Rated Voltage (DC)	3
Working Humidity	10%-90%RH
Battery Type	CR 2450 (Supplied)
Battery Lifetime	1 Year (Dependent On Use)
Sensor	Infrared
Detection Range (M)	7
Detection Angle	170
Protocol	Zigbee
Signal Transmission Frequency	2.4GHz
Operational Temperature (°C)	-10 to +50
Ingress Protection	IP20
Indicator Colour	Blue



Smart Sensors
CSP032 Smart PIR

Sticky pads supplied and fitted

Finish: White
Warranty (Years): 1
Dimensions (mm): 33 (W) x 33 (D) x 39.5 (H)
Standards: BS EN 60950-1 BS EN 55035 BS EN 61000-3-2 BS EN 61000-3-3 BS EN 62311

A19



Rated Voltage (DC)	3
Working Humidity	0%-100%RH (Non-condensing)
Protocol	Zigbee
Battery Type	CR 2032 (Supplied)
Battery Lifetime	1 Year (Dependent On Use)
Measuring Accuracy (%)	±3
Signal Transmission Frequency	2.4GHz
Operational Temperature (°C)	-10 to +50
Ingress Protection	IP20
Indicator Colour	Blue



Smart Sensors
CSP033 Smart Temperature & Humidity Sensor

Finish: White
Warranty (Years): 1
Dimensions (mm): 37 (Dia.) x 11.6 (D)
Standards: BS EN 60950-1 BS EN 55035 BS EN 61000-3-2 BS EN 61000-3-3 BS EN 62311




Rated Voltage (DC)	3
Working Humidity	0%-95%RH (Non-condensing)
Protocol	Zigbee
Battery Type	CR 2032 (Supplied)
Battery Lifetime	1 Year (Dependent On Use)
Activation Distance	10 - 20 (Between Sensor & Magnet)
Signal Transmission Frequency	2.4GHz
Operational Temperature (°C)	-10 to +50
Ingress Protection	IP20
Indicator Colour	Blue

Smart Sensors

CSP031 Smart Window & Door Sensor

Activate or deactivate lighting or devices when triggered using the app

Finish: White
Warranty (Years): 1
Dimensions (mm): Transmitter: 40 (L) x 25 (W) x 14.5 (D) Magnet: 26 (L) x 10 (W) x 9 (D)
Standards: BS EN 60950-1 BS EN 55035 BS EN 61000-3-2 BS EN 61000-3-3 BS EN 62311



Load Rating (W)	041 100 042 100 (x2) 043 250 (2300)
Rated Voltage (V) (Ue)	220-240
Working Current (mA)	10
Standby Current (mA)	1
Working Humidity	10%-90%RH
Protocol	Zigbee
Wireless Range	Up To 100 metres (Open Air)
Signal Transmission Frequency	2.400 to 2.484GHz
Operational Temperature (°C)	-10 to +40
Ingress Protection	IP20
Indicator Colour	041 042 Blue 043 Green

Smart Receivers

CSP041 100W 1 Gang Smart Switching Receiver No neutral connection required

CSP043 10A 1 Gang Smart Switching Receiver

CSP042 2 x 100W 2 Gang Smart Switching Receiver No neutral connection required

Utilises standard on/off switches
 Bracket supplied enabling DIN rail or screw fixing

Finish: White
Warranty (Years): 2
Back Box Depth (mm): 35 (47 Flat Plate)
Terminal Torque (Nm): 0.2 **Terminal Type:** Screw
Terminal Size (mm): 3 x 2 **Terminal Capacity Solid (mm²):** 3 x 1.5
Dimensions (mm): 46 (W) x 46 (H) x 18 (D)
Standards: BS EN 60669-2-1 BS EN 55035 BS EN 61000-3-2 BS EN 61000-3-3 BS EN 62311



CSP051

CSP052

Requires the CSP010 Smart Gateway Hub

Smart Receivers

CSP051 150W 1 Gang Smart Dimming Receiver

CSP052 2 x 100W 2 Gang Smart Dimming Receiver

No neutral connection required

Utilises retractable switches

Bracket supplied enabling DIN rail or screw fixing

Finish: White

Warranty (Years): 2

Back Box Depth (mm): 35 (47 Flat Plate)

Terminal Torque (Nm): 0.2 **Terminal Type:** Screw

Terminal Size (mm): 3 x 2 **Terminal Capacity Solid (mm²):** 3 x 1.5

Dimensions (mm): 46 (W) x 46 (H) x 18 (D)

Standards: BS EN 60669-2-1 BS EN 55035 BS EN 61000-3-2 BS EN 61000-3-3 BS EN 62311

Load Rating (W)

051 150

052 100 (x2)

Rated Voltage (V) (Ue)

220-240

Working Current (mA)

20

Standby Current (mA)

3

Working Humidity

10%-90%RH

Protocol

Zigbee

Wireless Range

Up To 100 metres (Open Air)

Signal Transmission Frequency

2.400 to 2.4835GHz

Operational Temperature (°C)

-10 to +40

Ingress Protection

IP20

Indicator Colour

Blue

Smart Sockets

With the smart socket you can plug in home appliances like lamps, TVs, heaters, fans etc. Simply turn them on or off with your voice, smart device with the Click Smart+ App or with an automation, timer or schedule.





30535

30536

Requires the CSP010 Smart Gateway Hub

deco PLUS



Load Rating (A)

13

Rated Voltage (V-) (Ue)

240

Standby Current (mA)

1

Protocol

Zigbee

Wireless Range

Up To 160 metres (Open Air)

Signal Transmission Frequency

2.4GHz

Single Pole

Yes

Operational Temperature (°C)

-5 to +40

Ingress Protection

IP20

Indicator Colour

White & Orange

Smart Socket Outlets - DECO PLUS

30535 13A Ingot 1 Gang Zigbee Smart Switched Socket Outlet

30536 13A Ingot 2 Gang Zigbee Smart Switched Socket Outlet

Control manually, via the app or voice control

The power to the socket can be locked On or Off using the app, preventing manual switching 3 pin safety shutter (The shutter will only open once all three plug pins are inserted)

Understanding the code: DP - Plate Style BN - Plate Finish 30536 - Product No. BK - Insert Colour
Finish Options: AB Antique Brass, BR Polished Brass, SB Satin Brass, CH Polished Chrome, SC Satin Chrome, BN Black Nickel, SS Stainless Steel, MB Matt Black. (AB & BN are only available with Black inserts).
Insert Options: BK Black WH White GY Grey (SC & SS Ingot are available with Grey Inserts).

Warranty (Years): 3
Terminal Size (mm): 5.7 x 4.8 **Terminal Capacity Solid (mm²):** 3 x 2.5 or 2 x 4
Dimensions (mm): 1 Gang: 88 (W) x 88 (H) x 8 (D) 2 Gang: 146 (W) x 88 (H) x 8 (D)
Standards: BS 1363-2 BS EN 61000-6-1 BS EN 61000-6-3 BS EN 60669-2-1 in conjunction with BS EN 60669-1



30535

30536

Requires the CSP010 Smart Gateway Hub

deco



Load Rating (A)

13

Rated Voltage (V) (Ue)

240

Standby Current (mA)

1

Protocol

Zigbee

Wireless Range

Up To 160 metres (Open Air)

Signal Transmission Frequency

2.4GHz

Single Pole

Yes

Operational Temperature (°C)

-5 to +40

Ingress Protection

IP20

Indicator Colour

White & Orange

Smart Socket Outlets - DECO

30535 13A Ingot 1 Gang Zigbee Smart Switched Socket Outlet

30536 13A Ingot 2 Gang Zigbee Smart Switched Socket Outlet

Control manually, via the app or voice control

The power to the socket can be locked On or Off using the app, preventing manual switching 3 pin safety shutter (The shutter will only open once all three plug pins are inserted)

Understanding the code: VP - Plate Style BN - Plate Finish 30535 - Product No. BK - Insert Colour
Finish Options: AB Antique Brass, BR Polished Brass, SB Satin Brass, CH Polished Chrome, SC Satin Chrome, BN Black Nickel, SS Stainless Steel, PN Pearl Nickel, MB Matt Black. (AB & BN are only available with Black inserts).
Insert Options: BK Black WH White GY Grey (SC & SS Ingot are available with Grey Inserts).

Warranty (Years): 3
Terminal Size (mm): 5.7 x 4.8 **Terminal Capacity Solid (mm²):** 3 x 2.5 or 2 x 4
Dimensions (mm): 1 Gang: 88 (W) x 88 (H) x 8 (D) 2 Gang: 146 (W) x 88 (H) x 8 (D)
Standards: BS 1363-2 BS EN 61000-6-1 BS EN 61000-6-3 BS EN 60669-2-1 in conjunction with BS EN 60669-1



30035

30036

Requires the CSP010 Smart Gateway Hub

definity



Load Rating (A)

13

Rated Voltage (V-) (Ue)

240

Standby Current (mA)

1

Protocol

Zigbee

Wireless Range

Up To 160 metres (Open Air)

Signal Transmission Frequency

2.4GHz

Single Pole

Yes

Operational Temperature (°C)

-5 to +40

Ingress Protection

IP20

Indicator Colour

White & Orange

Smart Socket Outlets - Definity

30035 13A 1 Gang Zigbee Smart Switched Socket Outlet

30036 13A 2 Gang Zigbee Smart Switched Socket Outlet

Control manually, via the app or voice control

The power to the socket can be locked On or Off using the app, preventing manual switching

3 pin safety shutter (The shutter will only open once all three plug pins are inserted)

All Definity® Smart Sockets have both insert and cover plate supplied

Understanding the code:

SF - Insert Prefix **SS** - Plate Colour **30036** - Product No **BK** - Insert Colour.

Finish Options: **BS** Brushed Stainless, **CH** Polished Chrome, **SS** Stainless Steel, **MW** Metal White, **PW** White, **BK** Matt Black, **MB** Metal Black


Insert Options: **PW** Polar White, **BK** Black, **GY** Grey (BS & SS Ingot are available with Grey Inserts)

Warranty (Years): 3

Terminal Size (mm): 5.7 x 4.8 **Terminal Capacity Solid (mm²):** 3 x 2.5 or 2 x 4

Dimensions (mm): 1 Gang: 86 (W) x 86 (H) x 4 (D) 2 Gang: 146 (W) x 86 (H) x 4 (D)

Standards: BS 1363-2 BS EN 61000-6-1 BS EN 61000-6-3 BS EN 60669-2-1 in conjunction with BS EN 60669-1



CMA30035

CMA30036

Requires the CSP010 Smart Gateway Hub

MODE



ANTIBACTERIAL & ANTIVIRAL
Certified Products

Load Rating (A)

13

Rated Voltage (V-) (Ue)

1 Gang & 30651: 240
2 Gang: 250

Standby Current (mA)

1

Protocol

Zigbee

Wireless Range

Up To 160 metres (Open Air)

Signal Transmission Frequency

2.4GHz

Single Pole

Yes

Operational Temperature (°C)

-5 to +40

Ingress Protection

IP20

Indicator Colour

White & Orange

Smart Socket Outlets - Mode

CMA30035 13A 1 Gang Zigbee Smart Switched Socket Outlet

CMA30036 13A 2 Gang Zigbee Smart Switched Socket Outlet

Control manually, via the app or voice control

The power to the socket can be locked On or Off using the app, preventing manual switching

3 pin safety shutter (The shutter will only open once all three plug pins are inserted)

Finish: Polar White

Warranty (Years): 3

Terminal Size (mm): 5.7 x 4.8 **Terminal Capacity Solid (mm²):** 3 x 2.5 or 2 x 4

Dimensions (mm): 1 Gang: 86 (W) x 86 (H) x 9.5 (D) 2 Gang: 146 (W) x 86 (H) x 9.5 (D)

Standards: BS 1363-2 BS EN 61000-6-1 BS EN 61000-6-3 BS EN 60669-2-1 in conjunction with BS EN 60669-1

Everything you need, in one box.



Smart Socket Outlets - Kits

ClickSmart+

A29



CSK002

CSK003

IP66 Weatherproof Enclosure Supplied

MODE®

Load Rating (A)

13

Rated Voltage (V-) (Ue)

1 Gang & 30651: 240
2 Gang: 250

Standby Current (mA)

1

Protocol

Zigbee

Wireless Range

Up To 160 metres (Open Air)

Signal Transmission Frequency

2.4GHz

Single Pole

Yes

Operational Temperature (°C)

-5 to +40

Ingress Protection

IP20

Indicator Colour

White & Orange

Smart Socket Outlets Kits - Mode

CSK002 13A 2 Gang Zigbee Smart Socket Kit (1 x Smart Hub & 4 x Mode® 13A 2 Gang Zigbee Smart Socket)

Smart Weatherproof Socket Outlets

CSK003 13A 2 Gang Zigbee Smart Weatherproof Socket Kit (1 x Smart Hub, 1 x Mode® 13A 2 Gang Zigbee Smart Socket, 1 x 2 Gang Waterproof Enclosure)

Control manually, via the app or voice control

The power to the socket can be locked On or Off using the app, preventing manual switching
3 pin safety shutter (The shutter will only open once all three plug pins are inserted)

Finish: Polar White

Warranty (Years): 3 003: 5

Terminal Size (mm): 5.7 x 4.8 **Terminal Capacity Solid (mm²):** 3 x 2.5 or 2 x 4

Dimensions (mm): 1 Gang: 86 (W) x 86 (H) x 9.5 (D) 2 Gang: 146 (W) x 86 (H) x 9.5 (D)

Standards: BS 1363-2 BS EN 61000-6-1 BS EN 61000-6-3 BS EN 60669-2-1 In conjunction with BS EN 60669-1

CLICK®

sales@scolmore.com | Call: 01827 63454 | scolmore.com



Lock and unlock using the Click Smart+ app.

FCU Gasket

The gasket comes supplied with the Fused Connection Unit, which features an optional cable outlet.



CMA30651

Requires the CSP010 Smart Gateway Hub

MODE®

Smart Fused Connection Units - Mode

CMA30651 13A Zigbee Smart Switched Fused Connection Unit

Control manually, via the app or voice control
The power to the FCU can be locked On or Off using the app, preventing manual switching
Gasket supplied features cable outlet with restraint

Finish: Polar White
Warranty (Years): 3
Terminal Size (mm): 5.7 x 4.8 **Terminal Capacity Solid (mm²):** 3 x 2.5 or 2 x 4
Dimensions (mm): 86 (W) x 86 (H) x 9 (D)
Standards: BS 1363-4 & BS 1362 BS EN 61000-6-1 BS EN 61000-6-3 BS EN 60669-2-1 in conjunction with BS EN 60669-1



Load Rating (A)

13

Rated Voltage (V-) (Ue)

240

Standby Current (mA)

1

Protocol

Zigbee

Wireless Range

Up To 160 metres (Open Air)

Signal Transmission Frequency

2.4GHz

Single Pole

Yes

Operational Temperature (°C)

-5 to +40

Ingress Protection

IP20

Indicator Colour

White & Orange

A32



CSPo60



CSK001

Load Rating (A)	13
Rated Voltage (V) (Ue)	230
Standby Current (mA)	<100
Protocol	WIFI
Signal Transmission Frequency	2.4GHz
Operational Temperature (°C)	-20 to +40
Ingress Protection	IP20
Indicator Colour	Blue

Smart Socket

CSP060 13A Smart Plug-in WIFI Socket

Smart Plug-In Sockets

CSK001 13A Smart Plug-in WIFI Socket Kit (4 x 13A Plug in WiFi Smart Sockets)

Utilise standard UK sockets installed
Control manually, via the app or voice control

Finish: White

Warranty (Years): 2

Dimensions (mm): 57 (W) x 57 (H) x 65 (D)

Standards: BS1363-3 BS EN 55035 BS EN 61000-3-2 & BS EN 61000-3-3 BS EN 301489-1 & BS EN 301489-17 BS EN 62311