

Screwless Wiring Accessories  
Complete

**definity™**  
COMPLETE

# definity™ COMPLETE

## The Screwless Range

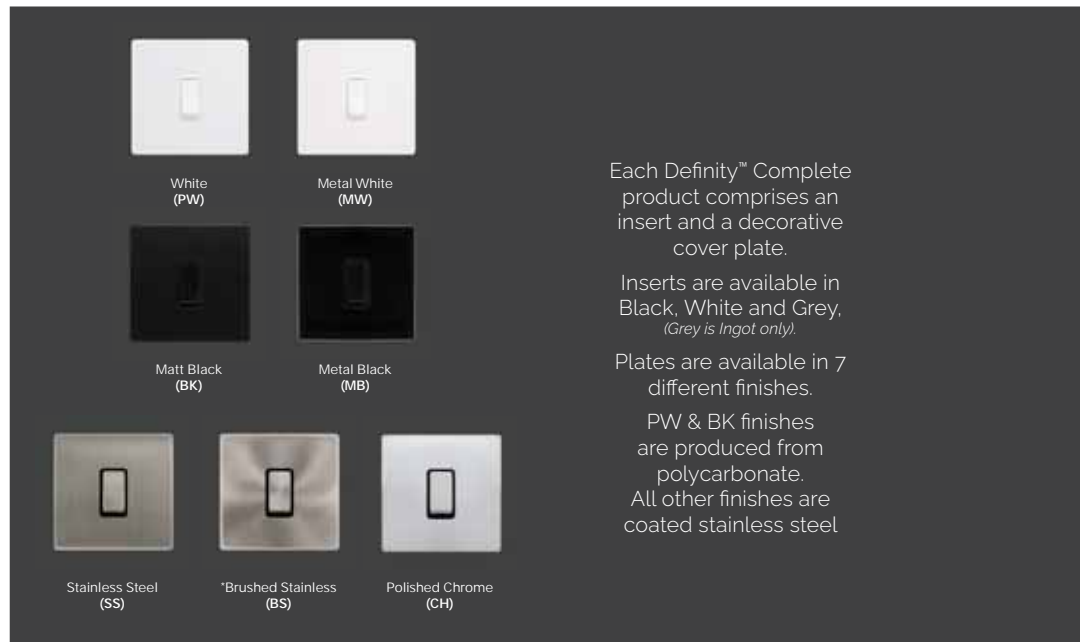

The smooth, clean lines of Definity™ Complete products provide the ultimate finishing touch to a feature packed range of decorative domestic electrical accessories.

Definity™ Complete has evolved from our well established Define® flat plate accessory range and features all of the same attributes including modular switching but without the visible fixing screws.

Definity Complete provides the installer with a complete all in one solution.

Offering push-fit cover plates in 7 assorted finishes and comprehensive range of electrical inserts, with both compatible cover plate and insert supplied within a single package.

The flexibility of Definity Complete is further enhanced with the range of cover plates and electrical inserts also being available independently of each other.



## Contents

Switches	<b>F4</b>
Power Socket Outlets	<b>F12</b>
Fused Connection Units	<b>F16</b>
45A Switches	<b>F20</b>
Control Switches	<b>F22</b>
Socket & Blank Plates	<b>F25</b>
Satellite & Coaxial Outlets	<b>F27</b>
Telephone & Data Sockets	<b>F28</b>

## Definity™ Complete unique product codes

Comprehensive range of screwless electrical accessories with insert and cover plate supplied together.

When ordering from this catalogue, please specify a unique product code as shown.

For example if you wish to order a 2 gang 13A switched socket in stainless steel with a black switch and insert, the unique product code for the insert will be SFSS536BK.

For additional cover plate and insert options see the Definity™ Components section on page F29

# Switches

Please see page K18 for a selection of Minigrid® modules.



The range of Definity™ Complete modular switches comprises of both moulded black or white switches as well as metallic finished 'Ingot' switches, which features a simple single screw fixing to the insert.

The modular Minigrid® format is fitted as standard and is enhanced by the availability of multi-functional and fully interchangeable modules which also includes 'Ingot' finishes through the range.

The unfurnished single and double plates offer the installer unprecedented flexibility in creating customised wiring solutions.

**MINIGRID®**



The rotary dimmer switches are interchangeable with the use of our M10 nut runner tool. There are a host of alternative dimmer modules and plates available, see page K37.



Traditional toggle switches are also listed with an intermediate single switch plate option. The 2 way toggle switch is interchangeable with the intermediate toggle module.



Simple, single screw or snap fit installation of the modules on the mounting plates has encouraged contractors to devise and install customised switching solutions on-site.

Definity™ Complete plates are coated stainless steel, available in the following finishes:  
Brushed Stainless (**BS**), Polished Chrome (**CH**), Stainless Steel (**SS**),  
Metal White (**MW**) & Metal Black (**MB**)

White (**PW**) & Matt Black (**BK**) are also available, produced from polycarbonate.

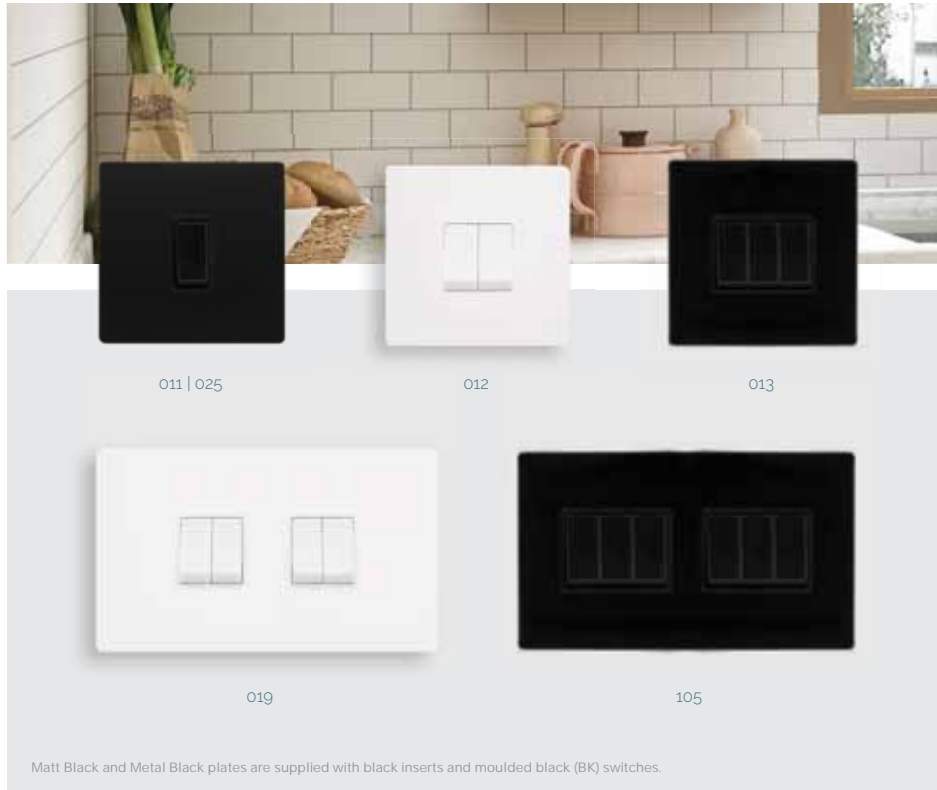
### UNDERSTANDING THE CODE:

**SF** - Prefix **SS** - Plate Finish **425** - Product No **BK** - Insert Colour

**Plate Finishes:** PW White, MW Metal White, BK Matt Black, MB Metal Black.  
**Ingot Plate Finishes:** BS Brushed Stainless, CH Polished Chrome, SS Stainless Steel.

**Insert Colour:** PW White, BK Black, GY Grey.  
*non ingot only available with matching insert colour (ie MB finish has BK insert).  
Grey inserts not available with Chrome finishes.*

*Matt Black and Metal Black plates are supplied with black inserts and moulded black (BK) switches.*



Matt Black and Metal Black plates are supplied with black inserts and moulded black (BK) switches.

**1 Gang Intermediate Switch**

025 10AX 1 Gang Intermediate Switch

**2 Way Switches**

- 011 10AX 1 Gang 2 Way Switch
- 012 10AX 2 Gang 2 Way Switch
- 013 10AX 3 Gang 2 Way Switch
- 019 10AX 4 Gang 2 Way Switch
- 105 10AX 6 Gang 2 Way Switch

**Standards:** BS EN 60669-1  
**Back Box Depth (mm):** 25 **Cable Size (mm<sup>2</sup>):** 4 x 1.5 or 2 x 2.5  
**Dimensions (mm):** 1 Gang: 86 (W) x 86 (H) x 4 (D) 2 Gang: 146 (W) x 86 (H) x 4 (D)

**Understanding the code:** SF - Prefix BK - Plate Finish 025 - Product No BK - Insert Colour  
 Plate Finishes: PW White, MW Metal White, BK Matt Black, MB Metal Black.  
 Insert Colour: PW White, BK Black. *non ingot only available with matching insert colour (ie MB finish has BK insert).*



**Ingot 1 Gang Intermediate Switch**

425 10AX Ingot 1 Gang Intermediate Switch

**2 Way Switches**

- 411 10AX Ingot 1 Gang 2 Way Switch
- 412 10AX Ingot 2 Gang 2 Way Switch
- 413 10AX Ingot 3 Gang 2 Way Switch
- 414 10AX Ingot 4 Gang 2 Way Switch
- 416 10AX Ingot 6 Gang 2 Way Switch

**Standards:** BS EN 60669-1 **Back Box Depth (mm):** 25 **Cable Size (mm<sup>2</sup>):** 4 x 1.5 or 2 x 2.5  
**Dimensions (mm):** 1 Gang: 86 (W) x 86 (H) x 4 (D) 2 Gang: 146 (W) x 86 (H) x 4 (D)

**Understanding the code:** SF - Prefix SS - Plate Finish 425 - Product No BK - Insert Colour  
 Ingot Plate Finishes: BS Brushed Stainless, CH Polished Chrome, SS Stainless Steel  
 Insert Colour: White (PW) Black (BK) Grey (GY) *Grey inserts not available with Chrome finishes.*

**Dimmer Modules**

- MD9001 6A 2 Way Push On/Off (Non-Dimming) Module (25 x 62mm)
- MD9010 1-10V Analogue Dimmer Module (25 x 62mm)
- MD9022 250W 2 Leading Edge Way Dimmer Module (25 x 62mm)
- MD9042 400W 2 Way Leading Edge Dimmer Module (25 x 62mm)
- MD9014 100W Dual Mode Dimmer Module with Trim (26.5 x 55mm)

**Dimmer M10 Nut Runner**


SP900 Dimmer M10 Nut Runner Tool

Use the nut runner to easily exchange dimmer modules and create customised dimmer switch plate



SP900

MD9014



**Rotary Dimmer Mounting Plates**

- 141PL 1 Gang Unfurnished Dimmer Switch - 1 Aperture
- 142PL 2 Gang Unfurnished Dimmer Switch - 2 Apertures
- 143PL 3 Gang Unfurnished Dimmer Switch - 3 Apertures
- 144PL 4 Gang Unfurnished Dimmer Switch - 4 Apertures

The dimmer modules are supplied separately to the plates listed above.

**Standards:** BS 5733  
**Back Box Depth (mm):** 35  
**Dimensions (mm):** 1 Gang: 86 (W) x 86 (H) x 4 (D) 2 Gang: 146 (W) x 86 (H) x 4 (D)

Understanding the code: **SF** - Prefix **BK** - Plate Finish **141** - Product No **PL** - Plate  
 Plate Finishes: **PW** White, **MW** Metal White, **BK** Matt Black, **MB** Metal Black, **BS** Brushed Stainless, **CH** Polished Chrome, **SS** Stainless Steel.

**Dimmer Modules**

- MD9001 6A 2 Way Push On/Off (Non-Dimming) Module (25 x 62mm)
- MD9010 1-10V Analogue Dimmer Module (25 x 62mm)
- MD9022 250W 2 Leading Edge Way Dimmer Module (25 x 62mm)
- MD9042 400W 2 Way Leading Edge Dimmer Module (25 x 62mm)
- MD9014 100W Dual Mode Dimmer Module with Trim (26.5 x 55mm)

**Dimmer M10 Nut Runner**

SP900 Dimmer M10 Nut Runner Tool

Use the nut runner to easily exchange dimmer modules and create customised dimmer switch plate



SP900

MD9014



We recommend the use of branded LED lamps with all Definity™ Complete trailing edge dimmers. The use of inferior, non-branded lamps may require the nominal rating of the dimmer to be reduced. For further information please contact Click® Technical support team.

**Dimmer Switches (Trailing Edge)**

- 161 1 Gang 2 Way 100W Dimmer Switch
- 162 2 Gang 2 Way 100W Dimmer Switch
- 163 3 Gang 2 Way 100W Dimmer Switch
- 164 4 Gang 2 Way 100W Dimmer Switch

**Standards:** BS EN 60669-1 BS EN 60669-2-1 BS EN 55015 BS EN 61000-3-2  
**Back Box Depth (mm):** 35 **Cable Size (mm²):** 2 x 1.5 **Type:** Trailing Edge  
**Dimensions (mm):** 1 Gang: 86 (W) x 86 (H) x 4 (D) 2 Gang: 146 (W) x 86 (H) x 4 (D)

Understanding the code: **SF** - Prefix **BK** - Plate Finish **161** - Product No  
 Plate Finishes: **PW** White, **MW** Metal White, **BK** Matt Black, **MB** Metal Black, **BS** Brushed Stainless, **CH** Polished Chrome, **SS** Stainless Steel.

10AX Intermediate Toggle Switch Modules

MD9125 Intermediate Toggle Switch Module

Plate Finish	Module Finish
Chrome	CH - Chrome
Stainless Steel & Brushed Stainless	PN - Pearl Nickel



2 Way Toggle Switches

- 421 10AX 1 Gang 2 Way Toggle Switch
- 422 10AX 2 Gang 2 Way Toggle Switch
- 423 10AX 3 Gang 2 Way Toggle Switch
- 424 10AX 4 Gang 2 Way Toggle Switch

Standards: BS EN 60669-1 Back Box Depth (mm): 35 Cable Size (mm<sup>2</sup>): 4 x 1.5 or 2 x 2.5  
 Dimensions (mm): 1 Gang: 86 (W) x 86 (H) x 4 (D) 2 Gang: 146 (W) x 86 (H) x 4 (D)

Understanding the code:  
 SF - Prefix SS - Plate Finish 421 - Product No  
 Plate Finishes: BS Brushed Stainless, CH Polished Chrome, SS Stainless Steel.



With the ever increasing demand for power supplies in all areas of the home comes the problem of selecting and fitting outlets which blend harmoniously with the décor of the room in which they are to be fitted.

The Definity™ Complete plate finishes offer a solution for almost every possible design need and will enhance the décor of any area whether in a kitchen, bedroom, lounge or study etc...



Socket Outlets

- 630 13A 1 Gang Socket (Twin Earth)
- 035 13A 1 Gang DP Switched Socket
- 036 13A 2 Gang DP Switched Socket (Twin Earth)




Ingot Socket Outlets

- 535 13A Ingot 1 Gang DP Switched Socket
- 536 13A Ingot 2 Gang DP Switched Socket (Twin Earth)

**Standards:** BS 1363-2  
**Back Box Depth (mm):** 35 **Cable Size (mm<sup>2</sup>):** 3 x 2.5 or 2 x 4  
**Dimensions (mm):** 1 Gang: 86 (W) x 86 (H) x 4 (D) 2 Gang: 146 (W) x 86 (H) x 4 (D)

**Understanding the code:** SF - Prefix SS - Plate Finish 535 - Product No BK - Insert Colour  
 Plate Finishes: PW White, MW Metal White, BK Matt Black, MB Metal Black.  
 Ingot Plate Finishes: BS Brushed Stainless, CH Polished Chrome, SS Stainless Steel.  
 Insert Colour: White (PW) Black (BK) Grey (GY)  
 non ingot only available with matching insert colour (ie MB finish has BK insert). Grey inserts not available with Chrome finishes

Safety Shutter Sockets (Excluding USB options) are only available for sale in the Republic of Ireland.



Socket Outlets

- 1035 13A 1 Gang DP Switched Safety Shutter Socket Outlet
- 1036 13A 2 Gang DP Switched Safety Shutter Socket Outlet (Twin Earth)
- 1836 13A 2 Gang DP Switched Safety Shutter Socket Outlet With Outboard Rockers (Twin Earth)
- 1840 13A 2 Gang DP Switched Safety Shutter Socket Outlet With Outboard Rockers & Neons (Twin Earth)




Ingot Socket Outlets

- 1535 13A Ingot 1 Gang DP Switched Safety Shutter Socket Outlet
- 1536 13A Ingot 2 Gang DP Switched Safety Shutter Socket Outlet (Twin Earth)
- 1836 13A 2 Gang DP Switched Safety Shutter Socket Outlet With Outboard Rockers (Twin Earth)

**Standards:** BS 1363-2  
**Back Box Depth (mm):** 35 **Cable Size (mm<sup>2</sup>):** 3 x 2.5 or 2 x 4  
**Dimensions (mm):** 1 Gang: 86 (W) x 86 (H) x 4 (D) 2 Gang: 146 (W) x 86 (H) x 4 (D)

**Understanding the code:** SF - Prefix SS - Plate Finish 1535 - Product No BK - Insert Colour  
 Plate Finishes: PW White, MW Metal White, BK Matt Black, MB Metal Black.  
 Ingot Plate Finishes: BS Brushed Stainless, CH Polished Chrome, SS Stainless Steel.  
 Insert Colour: White (PW) Black (BK) non ingot only available with matching insert colour (ie MB finish has BK insert).



Socket Outlets

- 771U 13A 1 Gang Switched Socket With 2.1A USB Outlet (Twin Earth)
- 780 13A 2 Gang Switched Socket With Twin 2.1A USB Outlets (4.2A) (Twin Earth)



Ingot Socket Outlets

- 571 13A Ingot 1 Gang Switched Socket With 2.1A USB Outlet (Twin Earth)
- 580 13A Ingot 2 Gang Switched Socket With Twin 2.1A USB Outlets (4.2A) (Twin Earth)

**Standards:** BS 1363-2:2016 +A1:2018 BS EN IEC 62368-1 BS EN 62680-1-1  
**Back Box Depth (mm):** 35 **Cable Size (mm<sup>2</sup>):** 3 x 2.5 or 2 x 4  
**Dimensions (mm):** 1 Gang: 86 (W) x 86 (H) x 4 (D) 2 Gang: 146 (W) x 86 (H) x 4 (D)

**Understanding the code:** SF - Prefix SS - Plate Finish 571 - Product No BK - Insert Colour  
 Plate Finishes: PW White, MW Metal White, BK Matt Black, MB Metal Black.  
 Ingot Plate Finishes: BS Brushed Stainless, CH Polished Chrome, SS Stainless Steel.  
 Insert Colour: White (PW) Black (BK) Grey (GY)  
 non ingot only available with matching insert colour (ie MB finish has BK insert). Grey inserts not available with Chrome finishes

Safety Shutter Sockets (Excluding USB options) are only available for sale in the Republic of Ireland.



Socket Inserts

- 786 13A 2 Gang Switched Safety Shutter Socket Outlet With Type A & C USB (4.2A) Outlets (Twin Earth)

Ingot Socket Outlets

- 586 13A Ingot 2 Gang Switched Safety Shutter Socket Outlet With Type A & C USB (4.2A) Outlets (Twin Earth)



Lockable Switch

- 660 20A Double Pole Key Lockable Switch

Lockable Socket

- 655 13A 1G DP Key Lockable Socket With Neon

**Standards:** BS 1363-2:2016 +A1:2018 BS EN IEC 62368-1 BS EN 62680-1-1 655: BS EN 60669-1 BS 1363-2 660: BS EN 60669-1  
**Back Box Depth (mm):** 35 655 660: 47 **Cable Size (mm<sup>2</sup>):** 3 x 2.5 or 2 x 4  
**Dimensions (mm):** 1 Gang: 86 (W) x 86 (H) x 4 (D) 2 Gang: 146 (W) x 86 (H) x 4 (D)

**Understanding the code:** SF - Prefix SS - Plate Finish 586 - Product No BK - Insert Colour  
 Plate Finishes: PW White, MW Metal White, BK Matt Black, MB Metal Black.  
 Ingot Plate Finishes: BS Brushed Stainless, CH Polished Chrome, SS Stainless Steel.  
 Insert Colour: White (PW) Black (BK) Grey (GY)  
 non ingot only available with matching insert colour (ie MB finish has BK insert). Grey inserts not available with Chrome finishes





Fused Connection Units With Optional Flex Outlet

- 050 13A FCU
- 051 13A Switched FCU
- 052 13A Switched FCU With Neon
- 053 13A FCU With Neon



Fused Connection Units Without Optional Flex Outlet

- 650 13A FCU
- 651 13A Switched FCU
- 652 13A Switched FCU With Neon
- 653 13A FCU With Neon

Standards: BS 1363-4 BS 1362  
 Back Box Depth (mm): 35 Cable Size (mm<sup>2</sup>): 3 x 2.5 or 2 x 4  
 Dimensions (mm): 86 (W) x 86 (H) x 4 (D)

Understanding the code: SF - Prefix BK - Plate Finish 053 - Product No BK - Insert Colour  
 Plate Finishes: PW White, MW Metal White, BK Matt Black, MB Metal Black.  
 Insert Colour: PW White, BK Black. *non ingot only available with matching insert colour (ie MB finish has BK insert).*



Ingot Fused Connection Units Without Flex Outlet

- 550 13A Ingot FCU
- 551 13A Ingot Switched FCU
- 552 13A Ingot Switched FCU With Neon
- 553 13A Ingot FCU With Neon



Ingot Fused Connection Units Without Flex Outlet

- 750 13A Ingot FCU
- 751 13A Ingot Switched FCU
- 752 13A Ingot Switched FCU With Neon
- 753 13A Ingot FCU With Neon

Standards: BS 1363-4 BS 1362  
 Back Box Depth (mm): 35 Cable Size (mm<sup>2</sup>): 3 x 2.5 or 2 x 4  
 Dimensions (mm): 86 (W) x 86 (H) x 4 (D)

Understanding the code: SF - Prefix SS - Plate Finish 750 - Product No BK - Insert Colour  
 Plate Finishes: PW White, MW Metal White, BK Matt Black, MB Metal Black.  
 Ingot Plate Finishes: BS Brushed Stainless, CH Polished Chrome, SS Stainless Steel.  
 Insert Colour: White (PW) Black (BK) Grey (GY) *Grey inserts not available with Chrome finishes*



Lockable Fused Connection Units With Optional Flex Outlet

- 250 13A Lockable FCU
- 253 13A Lockable FCU With Neon




Lockable Fused Connection Units With Optional Flex Outlet

- 251 13A Lockable Switched FCU
- 252 13A Lockable Switched FCU With Neon

Standards: BS 1363-4 BS 1362  
 Back Box Depth (mm): 35 Cable Size (mm<sup>2</sup>): 3 x 2.5 or 2 x 4  
 Dimensions (mm): 86 (W) x 86 (H) x 4 (D)

Understanding the code: SF - Prefix BK - Plate Finish 250 - Product No BK - Insert Colour  
 Plate Finishes: PW White, MW Metal White, BK Matt Black, MB Metal Black.  
 Insert Colour: PW White, BK Black. *non ingot only available with matching insert colour (ie MB finish has BK insert).*




Lockable Fused Connection Units Without Optional Flex Outlet

- 850 13A Lockable FCU
- 851 13A Lockable Switched FCU
- 852 13A Lockable Switched FCU With Neon
- 853 13A Lockable FCU With Neon

Standards: BS 1363-4  
 Back Box Depth (mm): 35 Cable Size (mm<sup>2</sup>): 3 x 2.5 or 2 x 4  
 Dimensions (mm): 86 (W) x 86 (H) x 4 (D)

Understanding the code: SF - Prefix BK - Plate Finish 850 - Product No BK - Insert Colour  
 Plate Finishes: PW White, MW Metal White, BK Matt Black, MB Metal Black.  
 Insert Colour: PW White, BK Black. *non ingot only available with matching insert colour (ie MB finish has BK insert).*




**45A DP Switches & Socket Outlets**

- 200 45A 1 Gang DP Switch
- 201 45A 1 Gang DP Switch With Neon
- 202 45A 2 Gang DP Switch
- 203 45A 2 Gang DP Switch With Neon
- 204 45A DP Switch With 13A DP Switched Socket
- 205 45A DP Switch With 13A DP Switched Socket & Neons

**Standards:** 200 201 202 203: BS EN 60669-1 204 205: BS 4177  
**Back Box Depth (mm):** 47 **Cable Size (mm<sup>2</sup>):** 1 x 16  
**Dimensions (mm):** 1 Gang: 86 (W) x 86 (H) x 4 (D) 2 Gang: 146 (W) x 86 (H) x 4 (D)

**Understanding the code:** SF - Prefix BK - Plate Finish 200 - Product No BK - Insert Colour  
 Plate Finishes: PW White, MW Metal White, BK Matt Black, MB Metal Black.  
 Insert Colour: PW White, BK Black. *non ingot only available with matching insert colour (ie MB finish has BK insert).*



**Ingot 45A Switches & Socket Outlets**

- 500 45A Ingot 1 Gang DP Switch
- 501 45A Ingot 1 Gang DP Switch With Neon
- 502 45A Ingot 2 Gang DP Switch
- 503 45A Ingot 2 Gang DP Switch With Neon
- 504 45A Ingot DP Switch With 13A DP Switched Socket
- 505 45A Ingot DP Switch With 13A DP Switched Socket & Neons

**Standards:** 500 501 502 503: BS EN 60669-1 504 505: BS 4177  
**Back Box Depth (mm):** 47 **Cable Size (mm<sup>2</sup>):** 1 x 16  
**Dimensions (mm):** 1 Gang: 86 (W) x 86 (H) x 4 (D) 2 Gang: 146 (W) x 86 (H) x 4 (D)

**Understanding the code:** SF - Prefix SS - Plate Finish 500 - Product No BK - Insert Colour  
 Ingot Plate Finishes: BS Brushed Stainless, CH Polished Chrome, SS Stainless Steel  
 Insert Colour: White (PW) Black (BK) Grey (GY) *Grey inserts not available with Chrome finishes.*




**3 Pole Fan Isolation Switch**  
020 10A 3 Pole Fan Isolation Switch

**20A Control Switches With Optional Flex Outlet**  
022 20A DP Switch  
023 20A DP Switch With Neon

**DP Switch**  
622 20A DP Switch  
623 20A DP Switch With Neon

Standards: BS EN 60669-1 020: BS EN 60669-2-4  
Back Box Depth (mm): 35 020: 25 Cable Size (mm<sup>2</sup>): 3 x 2.5 020: 4 x 1.5 or 2 x 2.5  
Dimensions (mm): 82.5 (W) x 82.5 (H) x 2.5 (D)

Understanding the code: SF - Prefix BK - Plate Finish 622 - Product No BK - Insert Colour  
Plate Finishes: PW White, MW Metal White, BK Matt Black, MB Metal Black.  
Insert Colour: PW White, BK Black. *non ingot only available with matching insert colour (ie MB finish has BK insert).*




**Ingot Fan Isolation Switch**  
520 10A Ingot 3 Pole Fan Isolation Switch

**Ingot 20A Control Switches With Optional Flex Outlet**  
522 20A Ingot DP Switch  
523 20A Ingot DP Switch With Neon

**Ingot 20A Control Switches Without Optional Flex Outlet**  
722 20A Ingot DP Switch  
723 20A Ingot DP Switch With Neon

Standards: BS EN 60669-1 520: BS EN 60669-2-4  
Back Box Depth (mm): 35 Cable Size (mm<sup>2</sup>): 20A DP: 3 x 2.5 520: 4 x 1.5 or 2 x 2.5  
Dimensions (mm): 82.5 (W) x 82.5 (H) x 2.5 (D)

Understanding the code: SF - Prefix SS - Plate Finish 722 - Product No BK - Insert Colour  
Ingot Plate Finishes: BS Brushed Stainless, CH Polished Chrome, SS Stainless Steel  
Insert Colour: White (PW) Black (BK) Grey (GY) *Grey inserts not available with Chrome finishes.*



039

Round Pin Socket Outlets

039 2A Round Pin Socket



034

038

Round Pin Socket Outlets


034 15A Round Pin Switched Socket  
038 5A Round Pin Socket

Standards: BS 546

Back Box Depth (mm): 35 Cable Size (mm<sup>2</sup>): 034: 3 x 2.5 038: 4 x 1.5 or 3 x 2.5 039: 3 x 1.5  
Dimensions (mm): 86 (W) x 86 (H) x 4 (D)

Understanding the code: SF - Prefix SS - Plate Finish 038 - Product No BK - Insert Colour  
Plate Finishes: PW White, MW Metal White, BK Matt Black, MB Metal Black.  
Ingot Plate Finishes: BS Brushed Stainless, CH Polished Chrome, SS Stainless Steel.  
Insert Colour: White (PW) Black (BK) Grey (GY)

non ingot only available with matching insert colour (ie MB finish has BK insert). Grey inserts not available with Chrome finishes



024

100

Sink/Bath Switch With Neon

024 20A Sink/Bath Switch With Neon

Dual Voltage Shaver Socket Outlet

100 115/230V Dual Voltage Shaver Socket

Click® dual voltage shaver outlets incorporate a double wound isolating transformer rated 20Va at 230V or 115V and meets BS EN 61558-2-5:2010 making it safe for use in bathrooms. Shaver outlet is not continuously rated and therefore not suitable for use as a permanent charging outlet.



060

061

Blank Plates

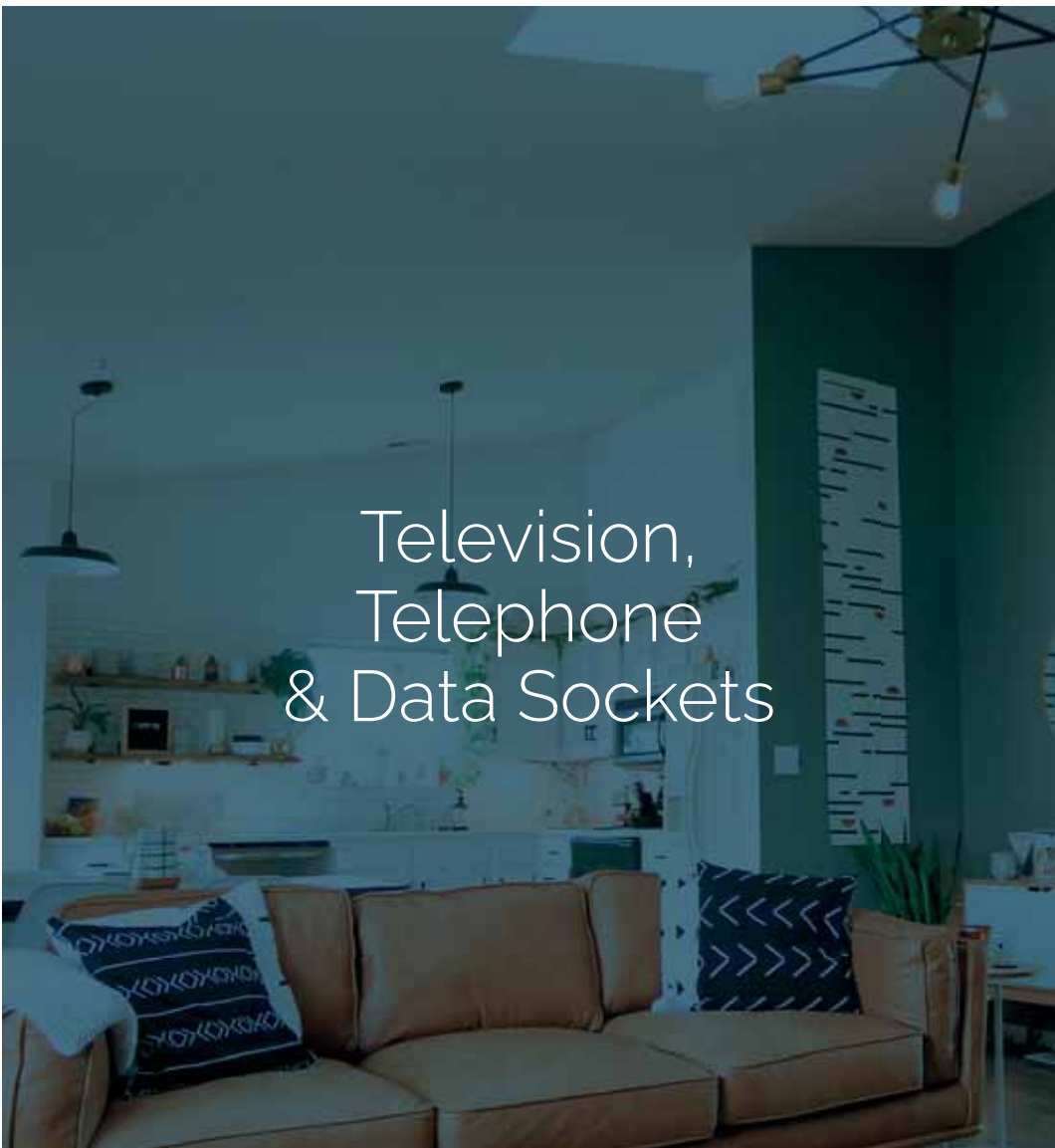
060 1 Gang Blank Plate  
061 2 Gang Blank Plate

Standards: 024: BS EN 60669-1100: BS EN IEC 61558-1 BS EN 61558-2-5 060 061: BS 5733

Back Box Depth (mm): 060: 16 061: 25 024: 35 100: 47 Cable Size (mm<sup>2</sup>): 024: 3 x 2.5100: 2 x 1.5 or 1 x 2.5  
Dimensions (mm): 1 Gang: 86 (W) x 86 (H) x 4 (D) 2 Gang: 146 (W) x 86 (H) x 4 (D)

Understanding the code: SF - Prefix SS - Plate Finish 100 - Product No BK - Insert Colour  
Plate Finishes: PW White, MW Metal White, BK Matt Black, MB Metal Black.  
Ingot Plate Finishes: BS Brushed Stainless, CH Polished Chrome, SS Stainless Steel.  
Insert Colour: White (PW) Black (BK) Grey (GY)

non ingot only available with matching insert colour (ie MB finish has BK insert). Grey inserts not available with Chrome finishes



# Television, Telephone & Data Sockets

The following pages contain details of Definity™ Complete products designed to deal with handling data and media transfer through telephone, computer, television or radio.



**Non-isolated Coaxial Outlets**

- 065 Single Coaxial Outlet
- 066 Twin Coaxial Outlet

**Isolated Coaxial Outlets**

- 158 Single Isolated Coaxial Outlet
- 159 Twin Isolated Coaxial Outlet

**Coaxial & Satellite Socket**

- 156 Non-isolated Single Satellite Outlet
- 157 Isolated Satellite & Isolated Coaxial Outlet
- 170 Non-isolated Satellite & Non-isolated Coaxial Outlet

Isolated outlets will filter out any interference, if a 2 way signal is required, i.e. for use with satellite hard wire extensions, then a non-isolated outlet is required.

**Back Box Depth (mm):** 25  
**Dimensions (mm):** 86 (W) x 86 (H) x 4 (D)

Understanding the code: **SF** - Prefix **SS** - Plate Finish **170** - Product No **BK** - Insert Colour  
 Plate Finishes: **PW** White, **MW** Metal White, **BK** Matt Black, **MB** Metal Black.  
 Ingot Plate Finishes: **BS** Brushed Stainless, **CH** Polished Chrome, **SS** Stainless Steel.  
 Insert Colour: White (**PW**) Black (**BK**) *non ingot only available with matching insert colour (ie MB finish has BK insert).*

F28



**Single RJ11 Telephone Outlet**

115      Single RJ11 (Irish/US) Outlet

**Telephone Outlets**

- 120      Single Telephone Outlet - Master
- 125      Single Telephone Outlet - Secondary
- 121      Twin Telephone Outlet - Master
- 126      Twin Telephone Outlet - Secondary

**Termination Type:** IDC 115: Screw **Back Box Depth (mm):** 25 115: 47  
**Dimensions (mm):** 86 (W) x 86 (H) x 4 (D)

Understanding the code: **SF** - Prefix **SS** - Plate Finish **115** - Product No **BK** - Insert Colour  
Plate Finishes: **PW** White, **MW** Metal White, **BK** Matt Black, **MB** Metal Black.  
Ingot Plate Finishes: **BS** Brushed Stainless, **CH** Polished Chrome, **SS** Stainless Steel.  
Insert Colour: White (**PW**) Black (**BK**) *non ingot only available with matching insert colour (ie MB finish has BK insert).*